

BOARD APPROVAL
Lapse-of-time Procedure

25 January 2021

FOR INFORMATION

MEMORANDUM

TO : THE BOARDS OF DIRECTORS

FROM : Vincent O. NMEHIELLE
Secretary General

SUBJECT : CENTRAL AFRICAN REPUBLIC: RESILIENCE, FOOD AND NUTRITION SECURITY SUPPORT PROJECT IN KEMO AND OUAKA PREFECTURES (PARSANKO)*

ADF GRANT OF UA 8 MILLION
GAFSP-ADB GRANT OF UA 10.08 MILLION

The attached document and the related draft resolutions were submitted for your **consideration on a Lapse-of-time Basis** on 25 January 2021.

Since no objection was recorded by 5:00 pm., on 25 January 2021, the said document is considered as approved and the Resolutions adopted.

Attach:

Cc : The President

*Questions on this document should be referred to:

Mr. S. N'GUESSAN	Director General	RDGC	Extension 4042
Mr. S. AMADOU	Ag. General Counsel	PGCL	Extension 3333
Mr. M. FREGENE	Director	AHAI	Extension 5586
Mr. B. BOULANOUAR	Division Manager	AHAI.2	Extension 2721
Mrs. A. M. MECCA	Division Manager	PGCL.1	Extension 3309
Mr. L. YAPO	Ag. Country Manager	COCF	Extension 3354
Mr. K. LAAJILI	Task Manager	RDGC.2	Extension 2760

AFRICAN DEVELOPEMENT BANK GROUP



RESILIENCE, FOOD AND NUTRITION SECURITY SUPPORT PROJECT IN KEMO AND OUAKA PREFECTURES (PARSANKO)

CENTRAL AFRICAN REPUBLIC

APPRAISAL REPORT

Date: June 2020

Project Team	Team Leader	Khaled LAAJILI, Principal Agro-economist	RDGC2	2760
	Team Members	Sidick Ousman MAOULOUD, Senior Financial Management Specialist	COTD	6206
		Issam Mokni, Senior Legal Counsel	PGCL.1	5140
		Sylvie Poloumbodje BARA, Gender and Social Development Consultant	AHGC 1	5378
		Kuessi DEGBEY, Procurement Consultant	COCF	
		Zanre Ngombala SAMBA, Environmental and Social Safeguards Consultant	SNSC	
		Haingo Rakotondratsima, FAO Mission Technical Coordinator	FAO/DPIA	
		Ghoubi Zine El Abidine, Capacity Building and Rural Organization Specialist	FAO/DPIA	
		Kankou Kaba, Nutritionist	FAO/SFE	
		Marc Lacharme, Agropastoral Production Specialist	FAO/DPIA	
		Barbara Vicente, Economist, Economic and Financial Analysis Specialist	FAO/DPIA	
	Sector Division Manager	Bouchaib BOULANOUAR	AHAI.2	2721
	Sector Director	Martin FREGENE	AHAI	5586
	Acting Regional Director	Solomane KONE	RDGC	6800
Acting Country Manager	Leonce YAPO	COCF	3354	
Peer Review	Rafaa MAROUKI, Chief Agro-economist	RDGW.2	1454	
	Youssouf KABORE, Chief Livestock Officer	AHAI.2	4939	
	Hatem FELLAH, Principal Agronomist	RDGW2	6578	
	Moustapha ABDALLAHI CHEIBANY, Senior Agro-economist	RDGN2	7507	
	Hercule YAMUREMYE, Programme Officer	COCF	7006	

AFRICAN DEVELOPEMENT BANK GROUP



CENTRAL AFRICAN REPUBLIC

RESILIENCE, FOOD AND NUTRITION SECURITY SUPPORT PROJECT IN KEMO AND OUAKA PREFECTURES (PARSANKO)

APPRAISAL REPORT

RDGC/AHAI/PGCL

January 2021

Translated Document

TABLE OF CONTENTS

ACRONYMS AND ABBREVIATIONS	i
PROJECT INFORMATION SHEET	ii
PROJECT EXECUTIVE SUMMARY.....	iii
RESULTS-BASED LOGICAL FRAMEWORK	iv
PROJECT IMPLEMENTATION SCHEDULE	v
I. STRATEGIC THRUST AND RATIONALE.....	1
1.1 General Country Context	1
1.2 Project Linkages with Country Strategy and Objectives	2
1.3 Rationale for Bank Involvement.....	2
1.4 Aid Coordination	3
II. PROJECT DESCRIPTION	4
2.1. Project Objectives and Components	4
2.2 Technical Solutions Adopted and Alternatives Explored	6
2.3 Project Type	6
2.4 Project Cost and Financing Arrangements	6
2.5. Project Target Area and Beneficiaries	7
2.6. Participatory Approach for Project Identification, Design and Implementation	8
2.7. Bank Group Experience and Lessons Reflected in Project Design	9
2.8. Key Performance Indicators	9
III. PROJECT FEASIBILITY	10
3.1. Economic and Financial Performance.....	10
3.2. Environmental and Social Impact.....	11
IV. PROJECT IMPLEMENTATION	13
4.1. Implementation Arrangements.....	13
4.2. Procurement Arrangements	15
4.3. Financial Management.....	16
4.4. Project Monitoring and Evaluation	16
4.5. Governance	17
4.6. Sustainability.....	18
4.7. Risk management.....	18
4.8. Knowledge Building and Management	19
V. LEGAL FRAMEWORK.....	20
5.1. Legal Instrument	20

5.2. Conditions for Bank Intervention	20
5.2.1 Conditions precedent to effectiveness of the two grants: effectiveness of the two grants shall be subject to the signature of the protocol agreement of each grant.	20
5.3. Compliance with Bank Policies	20
VI. RECOMMENDATION.....	21
Annex 1: Socio-economic Indicators	I
Annex 2: Bank’s Active Portfolio in CAR (June 2020)	II
Annex 3: Main Agricultural Projects Funded by Development Partners	III
Annex 4: Map of Project Area	VI
Annex 5: ENVIRONMENTAL AND SOCIAL COMPLIANCE NOTE (ESCON).....	VII
Annex 6: Project Costs and Sources of Financing.....	X

CURRENCY EQUIVALENTS

(July 2020)

UA 1	=	CFAF 805.86
UA 1	=	USD 1.38
UA 1	=	EUR 1.23
USD 1	=	CFAF 585.78

FISCAL YEAR

1 January – 31 December

WEIGHTS AND MEASURES

1 metric tonne	=	2 204 pounds
1 kilogramme (kg)	=	2.20pounds
1 metre (m)	=	3.28 feet
1 millimetre (mm)	=	0.03937 inch
1 kilometre (km)	=	0.62 mile
1 hectare (ha)	=	2.471 acres

ACRONYMS AND ABBREVIATIONS

ACDA	Central African Agricultural Development Agency
ADF	African Development Fund
AfDB	African Development Bank
ANDE	National Livestock Development Agency
AVEC	Association Villageoise d'Epargne et de Cr�dit (Village Savings and Loan Association)
BTP	Public Works and Civil Engineering
CAR	Central African Republic
CEP/FEP	Farmer/Farm or Field School
CNPM	Joint National Steering Committee
CSP	Country Strategy Paper
EPI	Environmental Performance Index
ERR	Economic Rate of Return
FAO	Food and Agriculture Organization of the United Nations
FNEC	National Federation of Central African Stockbreeders
GAFSP	Global Agriculture and Food Security Program
GAM	Global Acute Malnutrition Rate
GIS	Geographic Information System
HDI	Human Development Index
ICRA	Central African Agricultural Research Institute
IEC	Information, Education, Communication
ILO	International Labour Office
IPC	Integrated Phase Classification
MADR	Ministry of Agriculture and Rural Development
MESA	Ministry of Livestock and Animal Health
MTR	Mid-Term Review
NDC	Nationally Determined Contribution
NGO	Non-Governmental Organization
OHADA	Organization for the Harmonization of Business Law in Africa
ONASEM	National Seeds Office
PADECAS	Savannah-based Agricultural Value Chains Development Support Project
PAPG2	Seed Programme Support Project – Phase 2
PASTAC-PEJA	Project to Support Value Chains Development and Youth Entrepreneurship Promotion in the Agricultural and Agribusiness Sectors
PMU	Project Management Unit
PNACC	National Climate Change Adaptation Plan
PO	Producers Organization
PPP	Public-Private Partnership
PREPAS	Project to Revive Agro-pastoral Production in the Savannah
PREVES	Project for Reviving Food Crop and Small Livestock Production in the Savannah
PSAN	Food and Nutrition Security Policy
RCPCA	Central African Republic National Recovery and Peace-building Plan
REPROSEM	Seed Producers Network
RFP	Request for Proposals
SAM	Severe Acute Malnutrition Prevalence
TFP	Technical and Financial Partner
UAM	Million Unit of Account
WB	World Bank
WFP	World Food Programme

PROJECT INFORMATION SHEET

Client Information

BORROWER : Central African Republic
EXECUTING AGENCY: Ministry of Agriculture and Rural Development

Financing Plan

Source of Financing	Amount	Instrument
ADF	UA 8 million	ADF Grant (PBA)
GAFSP	UA 11.16 million	GAFSP Grant
GAFSP AfDB	UA 10.08 million	USD 13.9 million
GAFSP FAO	UA 1.08 million	USD 1.5 million
Government and Beneficiaries	UA 2.22 million	Own resources
TOTAL COST	UA 21.38 million	

ADF Key Financing Information

Grant currency	UA
Interest rate type	(Not applicable)
Tenor	(Not applicable)
Grace period	(Not applicable)
Repayments	(Not applicable)
Interest rate	(Not applicable)
Base rate	(Not applicable)
Lending margin	(Not applicable)
Funding margin	(Not applicable)
Maturity premium	(Not applicable)
Front-end fee	(Not applicable)
Commitment fee	(Not applicable)

Timeframe– Main Milestones(expected)

Concept Note Approval	April 2020
Project Approval	December 2020
Signature of the Grant Protocol Agreement	December 2020
First Disbursement	April 2021
Completion Date	December 2025
Closure/Last Disbursement Date	June 2026

PROJECT EXECUTIVE SUMMARY

Project Overview: over the past decade, the Central African Republic's economy has depended largely on the agricultural sector. Despite the devastating effects of the socio-political and security crisis between 2013 and 2015 on the agro-pastoral sector, resulting in profound farming system dysfunctions, the sector has accounted for 51.2% of GDP, 64% of export values, 70.4% of active jobs and more than 75% of national food consumption. Public advisory support and research services have not been spared and have virtually ground to a halt. In addition, CAR, like other countries in the world, is facing a growing COVID-19 virus contagion and major challenges of providing maximum protection and medical care to its citizens, while reducing the risk of severe food and nutrition insecurity. Furthermore, the decline in food production coupled with the increase in the country's population has led to a rapid and substantial rise in food imports (about CFAF 70 billion/year), particularly for the country's main towns. Against this backdrop, the Government has continued to prioritize actions to enhance productivity and increase agricultural and livestock production to revive the economy, increase rural incomes and improve the population's food and nutrition security.

To address this situation, the Resilience, Food and Nutrition Security Support Project in the Prefectures of Kémo and Ouaka (PARSANKO) seeks to increase agro-pastoral production and improve access to basic services. It comprises three components, namely: (i) Support for Agro-pastoral Production; (ii) Support for Community Initiatives; and (iii) Project Management. It will also contribute to mitigating the potential effects and impacts of COVID-19 in the target prefectures as well as enhancing women's and youth empowerment. Therefore, project beneficiaries will be encouraged to widely adopt best agricultural practices through a significant increase in access to agricultural services. The intensification of beneficiaries' agro-pastoral production will also be facilitated by developing or rehabilitating production infrastructure and easing access to factors of production. The incomes of beneficiaries will be improved by increasing and enhancing the value of the surplus production ensuing from innovations in production, but also in the processing and storage of produce and better organization of marketing. Livelihoods and resilience to climate change will be built by scaling up resilience funds, promoting better nutrition, improving access to drinking water, health and employability, especially for young people and women.

PARSANKO, which is estimated to cost UA 21.38 million in total (USD 29.51 million), will be implemented over a five-year period from 2021 jointly with the Food and Agriculture Organization of the United Nations (FAO) and the International Labour Office (ILO) which will respectively support agro-pastoral production and community initiatives. The main objective of the project is to provide direct support to 500 women's and youth enterprises and groups. It also seeks to provide assistance to some 47 050 beneficiary households in Kémo and Ouaka Prefectures, representing 279 300 people, particularly households facing a crisis and in need of assistance, including food, and those affected by COVID-19, through agricultural inputs and access to water. Indirect beneficiaries are estimated at about 241 000 people. The economic analysis carried out shows that the project will have an economic rate of return (ERR) of 20.9%.

Needs assessment: PARSANKO stems from the top priorities of the Central African Government's National Recovery and Peace-building Plan (RCPCA) which seeks to revive the economy, increase rural incomes and improve the population's food and nutrition security by enhancing agricultural and livestock production and rural productivity. The project will help to address the challenges and issues identified in the agricultural sector, namely: (i) a reduction in agricultural productivity due to the 2013-2015 crisis which is not yet over; (ii) the non-

mastery or lack of efficient systems of production adapted to the capacity of farmers; (iii) lack of factors of production (inputs, farm implements, animal health, etc.); (iv) limited opportunities for developing agro-pastoral products; (v) imports of large quantities of food products; (vi) endemic youth unemployment; (vii) generalized disintegration of agricultural sub-sectors; (viii) dysfunctional and inefficient local public services; (ix) lack of access to basic services by the population; and (x) negative impacts of COVID-19 on the agricultural sector and low standards of living of the rural population. This situation has resulted in: (i) a high level of food insecurity: 1.6 million people (35% of the population) are severely food insecure; (ii) global acute malnutrition prevalence of 7.1% and global chronic malnutrition rate of 37.7%; and (iii) poverty incidence of 72%.

Bank's value added: this joint Bank and Global Agriculture and Food Security Program (GAFSP) operation aimed at improving the food and nutrition security of the rural population and mitigating the potential negative impact of COVID-19 is fully justified. CAR's post-conflict reconstruction requires substantial funding for the implementation of development activities which are expected to complement emergency operations. PARSANKO's activities are consistent with Pillar I of CAR's Country Strategy Paper (CSP), "Support for agricultural development and economic infrastructure in support of social inclusion", and Pillar II, "Strengthening institutional capacities and governance". It is also fully aligned with the Bank's Strategy for Agricultural Transformation in Africa 2016-2025 and Ten-Year Strategy (2013-2022), as well as the COVID-19 Rapid Response Facility, particularly the Feed Africa Response to COVID-19. It is consistent with the Jobs for Youth in Africa Strategy 2016-2025 as well as the Multi-Sectoral Nutrition Action Plan 2018-2025 which aims to improve the population's nutrition status. It will contribute to achieving 2 of the Bank's 5 strategic priorities, namely "Feed Africa" and "Improve the quality of life for the people of Africa". Hence, PARSANKO will enable the Bank to strengthen its portfolio in the agricultural development sub-sector which already includes the Savannah-based Agricultural Value Chains Development Support Project (PADECAS) co-financed with the International Fund for Agricultural Development (IFAD) and the Project to Support Value Chains Development and Youth Entrepreneurship Promotion in the Agricultural and Agribusiness Sector (PASTAC-PEJA). It will help to extend the achievements of these projects to two new prefectures bordering their impact areas, that is Kémo and Ouaka Prefectures.

Knowledge management: PARSANKO will, in synergy with the various ongoing projects financed by other TFPs, help to build on the lessons learned from an approach that promotes community initiatives to support inclusive and sustainable agricultural sector development. In this context, PARSANKO will experiment, on a pilot basis: (a) new technologies for increasing productivity; (b) inclusive financing mechanisms; and (c) support for youth entrepreneurship in agricultural sub-sectors. All these operations will constitute useful experiences for the Bank in the Central African Republic and generate valuable knowledge for the agricultural sector and the promotion of strategic agricultural value chains in the country and elsewhere in Africa.

RESULTS-BASED LOGICAL FRAMEWORK

Country and Project Name: Central African Republic – Resilience, Food and Nutrition Security Support Project in Kémo and Ouaka Prefectures (PARSANKO)						
Project Goal: Contribute to improving the food and nutrition security of the rural population in Kémo and Ouaka Prefectures.						
RESULTS CHAIN		PERFORMANCE INDICATORS			MEANS OF VERIFICATION	RISKS /MITIGATION MEASURES
		Indicator (including CSI)	Baseline Situation	Target		
IMPACT	The resilience of the vulnerable rural population is improved.	Poverty rate	72%	60% in 2030	CAR's planning statistics MADR Reports Mid-term review Completion Report Specific surveys FAO, WFP, OCHA, UNICEF, etc. surveys	
		Prevalence of severe acute malnutrition in children aged 6-59 months (SMART survey)	2.1 %	<2% in 2030		
		Rate of severe food insecurity (IPC)	35%	25 % in 2030		
OUTCOMES	Outcome 1: Increased agricultural and livestock production (*)	Rate of increase in average rural household incomes	TBD	15% in 2025	Periodic progress reports Specific surveys Sector and national statistics	Risks 1. Socio-political instability and insecurity in the country 2. Spread of the COVID-19 pandemic and its health, economic and social impacts 3. Weak ownership of project achievements 4. Absence and inefficiency of public technical services in the project impact area and weak operational capacity of infrastructure management and maintenance committees Mitigation measures 1. Permanent dialogue between the Government and armed groups, with the support of TFPs to restore peace. 2. Implementation of a plan to mitigate the effects and impacts of COVID-19. 3. Involving and building the capacity of project partners and stakeholders. 4. Building the capacity of public technical services involved and establishing/training/institutionalizing project infrastructure management committees.
		Rate of increase in cassava and maize yields	TBD	40%		
		Additional agricultural production:				
		- Plant (tonnes/year)	TBD	69 500		
	- Livestock (tonnes/year)	TBD	7 500			
	Rate of access to improved agricultural services	TBD	30%			
Outcome 2: Improved access to basic services by rural households	Additional drinking water supply rate	TBD	20% (10 000 households)			
	Dietary diversity score for children (%)	24%	43%			
	Average medical consultations per community health centre supported (persons/day, 40% of them women)	TBD	20			
	Additional permanent jobs, 40% of them for women	TBD	1 500/600			
OUTPUTS	Component A: Support for Agro-pastoral Production				Periodic progress reports Specific surveys Sector and national statistics	Risks 1. Low level of ownership of the project approach by households, especially farmers and stockbreeders. 2. Households are reluctant to adopt best nutrition practices. 3. Harsh climatic conditions. 4. Weak capacity of service providers to implement project activities. Mitigation measures 1. Participatory and concerted approach of the project and promotion of economic activities. 2. Measures to improve access to food (school canteens, best nutrition practices, access roads, supply of inputs, etc.) and to sanitary services are envisaged under the project (drinking water and sanitary facilities), as well as sensitization on best
	Output 1.1.1: Producers organization (POs) structured and professionalized	1.1.1 Number of PO unions structured and professionalized	TBD	30		
	Output 1.1.2: Farmer farm or field schools (CEP/FEP)/Best practice sheets exploited	1.1.2 Number of CEP/FEPs established/Number of sheets exploited	TBD/TBD	750/30		
	Output 1.1.3: Improved access to agricultural services	1.1.3.1 Number of additional local agricultural service operators installed	TBD	400		
		1.1.3.2 Rate of access to animal draught /mechanized cultivation	TBD	40%		
	Output 1.2.1: Transhumance livestock infrastructure rehabilitated/constructed	1.2.1 Number of infrastructure rehabilitated/constructed (sanitary basins and water points)	TBD	40		
	Output 1.2.2: Irrigation areas (IAs)developed	1.2.2 Surface area of IAs(ha) rehabilitated (40% of them for women and young entrepreneurs)	TBD	375		
	Output 1.2.3: Feeder roads rehabilitated/	1.2.3 Number of kilometres of feeder roads rehabilitated	TBD	300		

PROJECT IMPLEMENTATION SCHEDULE

No.	Description	2020	2021				2022				2023				2024				2025				2026	
		T4	T1	T2	T3	T4	T1	T2	T3	T4	T1	T2	T3	T4	T1	T2	T3	T4	T1	T2	T3	T4	T1	T2
1.	Board approval																							
2.	Signature of Grant Protocol Agreement																							
3.	Grant effectiveness																							
4.	First disbursement																							
5.	Launching of project																							
6.	Signature of agreements with project implementation partners and service providers																							
7.	Building the capacity of project implementing agencies																							
8.	Implementation of activities to intensify the production and organization of POs																							
9.	Works execution (feeder roads, irrigation areas, health centres, various infrastructure, etc.)																							
10.	Implementation of community initiatives																							
11.	Promotion of rural entrepreneurship to support the sub-sectors prioritized																							
12.	Development of trade partnerships and enhancement of agro-pastoral production																							
13.	Conduct of audits																							
14.	Mid-term review																							
15.	Completion of activities																							
16.	Supervision and monitoring of project activities																							
17.	Completion report																							
18.	Closure in June 2026																							

REPORT AND RECOMMENDATION OF BANK GROUP MANAGEMENT TO THE BOARDS OF DIRECTORS CONCERNING A PROPOSAL TO AWARD AN ADF GRANT AND A GAFSP GRANT TO THE CENTRAL AFRICAN REPUBLIC TO FINANCE THE RESILIENCE, FOOD AND NUTRITION SECURITY SUPPORT PROJECT IN KÉMO AND OUAKA PREFECTURES (PARSANKO)

Management submits the following report and recommendation concerning a proposal to award a UA 8 million ADF Grant and a USD 13.9 million (UA 10.08 million) GAFSP/AfDB Grant to the Central African Republic to finance PARSANKO.

I. STRATEGIC THRUST AND RATIONALE

1.1 General Country Context

1.1.1. **Political context:** the 2013-2015 crisis sparked off the most serious security, political and humanitarian crisis in CAR's history, resulting in losses of many human lives, mass displacements of the population, losses of rural community and private sector assets as well as numerous infringements of human rights. The return to constitutional order, marked by the holding of presidential elections in February 2016 backed by the international community, has not actually put an end to the crisis. Only 40% of the territory is controlled by the State. However, the presence of the United Nations Multidimensional Integrated Stabilization Mission in the Central African Republic (MINUSCA)¹ helps to maintain some stability in the country. In February 2019, a peace and reconciliation agreement was signed between the Government and 14 armed groups under the auspices of the African Union (AU), following talks held in Khartoum (Sudan). This led to the formation of a new Government. These protracted negotiations lasting many years have weakened and hampered economic and social recovery.

1.1.2. **Economic context:** The Central African Republic's economy is experiencing slow recovery in the wake of the recession caused by the 2013-2015 crisis. The real GDP growth rate was 4.5% in 2019, up from 3.8% in 2018 and less than 1.0% in 2014. Growth was boosted by recovery in various sectors such as logging, agriculture, public works and civil engineering and mining. Efforts to improve fiscal policy helped to achieve a positive budget balance of about 2.4% of GDP in 2019, compared with 1.0% in 2018. The Central African Republic's economy depends heavily on the agricultural sector which accounts for 51.2% of GDP, 64% of exports and 70.4% of jobs. However, the sector meets only 75% of national food consumption needs. Since the country is not food self-sufficient, it spends approximately CFAF 70 billion per annum on food imports. Yet, the country's agro-ecological conditions are very conducive to farming and stockbreeding. The agro-pastoral potential which is estimated at 15 million hectares of arable land and 16 million hectares of grazing land is still under-tapped. The country also has vast expanses of forest.

1.1.3. Since 14 March 2020, CAR has also been affected by the COVID-19 pandemic. As of 6 August 2020, the number of confirmed COVID-19 cases was 4 620, with 1 641 recoveries and 59 deaths. Mitigation measures such as the closure of schools and businesses have further aggravated the country's social and economic fragility, especially for women (increase in violence and reduction in incomes). The spread of the pandemic in CAR could negatively affect the peace process and national reconstruction. It has led to a decrease in agricultural production and disrupted the supply chain which depends on cross-border trade, given the importance of imports which represent 80% of total needs, 20% of them food.

1.1.4. **Social context:** CAR's Human Development Index (HDI) is 0.38, ranking it in the second last position in the world (188th out of 189 countries) and underscoring the numerous challenges to be met in terms of social indicators. From May to August 2020, which corresponds to the lean season, it is estimated that 2.1 million people (or 45% of the country's population) face severe acute food insecurity (IPC Phase 3 and above), despite planned food aid. The prevalence of global

¹ About 12 000 people.

chronic malnutrition² (GCM) is very high (37.7%) and the same is true for the rate of global acute malnutrition (GAM) which is 7.1% and of severe acute malnutrition (SAM) which is 2.1%. Sixty percent of the population is less than 25 years old and about 58% of jobseekers are aged between 20 and 29. These young people face massive unemployment with very few job opportunities (more than 87% of young people are unemployed). About 59% of the population lives in rural areas where women and young people are either employed or seek employment but are generally excluded from the collective community decision-making process. They have very limited access to land and livestock, and social inequalities are very high, especially in the rural areas affected by armed conflicts. Women represent 53.7% of the workforce. More women than men are illiterate and 80% of women aged between 15 and 49 have not had access to education.

1.2 Project Linkages with Country Strategy and Objectives

The Central African Republic National Recovery and Peace-building Plan (RCPCA 2017-2021) adopted in October 2016 seeks to lay the foundations for sustainable and inclusive economic and social development, in particular through the restoration and extension of the authority of the State throughout the national territory and massive public investment, to consolidate peace. Pillars II and III of this plan focus on agricultural development; infrastructure support for social inclusion; and institutional capacity building and strengthening of governance. PARSANKO is also in harmony with the National Agricultural Investment and Food and Nutrition Security Programme (PNIASAN) and the National Employment and Vocational Training Policy framework document. Its objectives and activities are perfectly in line with RCPCA's priorities and fit into the two pillars of CAR's Country Strategy Paper (CSP) for the 2017-2021 period, namely: (i) Agricultural development and infrastructure support for social inclusion; and (ii) Institutional capacity building and strengthening of governance.

1.3 Rationale for Bank Involvement

1.3.1 The Central African Republic's economy is largely dependent on the agricultural sector (farming, stockbreeding, fishing, hunting and forestry) which has been badly hit by the 2013-2015 socio-political and security crisis, resulting in a profound dysfunction of farms. Local public advisory support and research services have not been spared and remain limited in terms of manpower requirements and operational capacity despite the efforts of the Government³. Agro-pastoral production decreased by 58% in 2014, compared with the pre-crisis level. Despite a slight increase in recent years, production is still very insufficient, particularly as the country's rapid population growth increases food needs which are often met by food imports intended for the country's main towns, including the capital (about CFAF 70 billion per annum spent on food imports). Poor smallholder farmers as well as displaced and decapitalized households returning to their villages face great challenges in rebuilding and improving their living conditions. They need substantial support for many years in the form of seed money but, above all, in the form of technical and social support. The yields⁴ of the main agro-pastoral production are very low due to the poor mastery of farming techniques or lack of efficient production systems adapted to the capacity of farmers. In addition, rural areas are very isolated, factors of production are not readily available, the availability and efficiency of public services in rural areas are limited, etc. This has led to widespread food insecurity with: (i) 1.6 million⁵ people (35% of the population) considered severely food insecure; (ii) a global acute malnutrition rate prevalence of 7.1% and a chronic malnutrition rate of 37.7%⁶; and (iii) a poverty incidence of 75%⁷.

² 2018 SMART Surveys Report.

³ Since 2017, 242 senior and technical officers have been absorbed into CAR's Public Service and posted to the Ministry of Agriculture.

⁴ Cassava (Kg/ha): 8 400, maize (Kg/ha): 800, unshelled groundnuts (Kg/ha): 700, paddy rice (Kg/ha): 1 300, sesame (Kg/ha): 400.

⁵ IPC classification, April 2020.

⁶ 2018 SMART Surveys Report.

⁷ UNDP, 2017, USD 1.90 a day threshold.

1.3.2. Since March 2020, CAR has been affected by the COVID-19 pandemic. The spread of this epidemic could, in the short and medium term: (i) jeopardize economic recovery (decline in mining exports and sub-regional economic opportunities); (ii) weaken agricultural product marketing chains; (iii) limit the supply of agricultural inputs and food aid; and (iv) ruin sources of income and health and security conditions. Thus, the health crisis would spiral into a food crisis exacerbating poverty. The Bank's operation to improve the food and nutrition security of the rural population by increasing agro-pastoral production and improving access to basic services, as well as mitigating the potential impact of COVID-19 is perfectly justified. The post-conflict reconstruction of CAR requires substantial funding for development actions extending beyond emergency humanitarian operations. PARSANKO will enable the Bank to consolidate and strengthen its agricultural development portfolio already comprising the Savannah-based Agricultural Value Chains Development Support Project (PADECAS) and the Project to Support Value Chains Development and Youth Entrepreneurship Promotion in the Agricultural and Agribusiness Sector (PASTAC-PEJA), in collaboration with IFAD which is financing the Project to Revive Agro-pastoral Production in the Savannah (PREPAS). This new Bank financing, which is supplemented by that of GAFSP, will help to extend the achievements of the above-mentioned projects to two new neighbouring prefectures. The Government of CAR endeavours to promote complementarity between the activities financed by various TFPs (AfDB, IFAD, WB, EU and FAO) and seeks to extend them to new prefectures to ensure the harmonious and inclusive development of the country's rural areas and to make them more secure.

1.3.3 PARSANKO will build on the two CSP pillars by supporting the transformation of the agriculture sector in CAR. It will stimulate investment in the sector and promote the national private sector and youth employment by matching training to employment and fostering the emergence of micro-, small- and medium-size enterprises (MSMEs) which will contribute to improving the employability of young people in the sector. Its skills development activities as well as its emphasis on the rural economy underscore the project's link with the Brazzaville Forum organized by the Bank in February 2019, in collaboration with the ILO. PARSANKO is also in line with the Bank's Strategy for Agricultural Transformation in Africa 2016-2025 and the COVID-19 Rapid Response Facility, particularly the Feed Africa Response to COVID-19. It is also consistent with the Human Capital Strategy (2014-2018) which is being extended, the Jobs for Youth in Africa Strategy 2016-2025, the Gender Strategy and the Multi-Sectoral Nutrition Action Plan 2018-2025 which aims to improve the population's nutrition status. It will contribute to achieving 2 of the Bank's High 5s, namely "Feed Africa" and "Improve the quality of life for the people of Africa". Furthermore, the project's orientations are in keeping with the Bank's Ten-Year Strategy (2013-2022), particularly the objective to achieve green and inclusive growth by involving producers and cooperatives in private initiative, as well as with the orientations of the Bank's new Agricultural Sector Strategy which prioritizes the development of value chains, the private sector and public-private partnerships.

1.4. Aid Coordination

In CAR, international aid is the main source of financing for Government programmes. Hence, aid coordination has been strengthened under the RCPCA 2017-2021 by setting up an RCPCA Technical Secretariat to monitor the implementation of TFP commitments. The Bank, through its Country Office in CAR (COCF), played a key role in putting this mechanism in place. PARSANKO was prepared in close collaboration with the other partners operating in the agricultural sector (IFAD, WB, EU and FAO) to ensure complementarity with their operations. PARSANKO will be an important opportunity to foster synergy with TFP operations to promote value chains and the employability of young people and women. In addition, ILO and FAO have been selected as technical partners for its implementation. Furthermore, the PADECAS, PREPAS and PRADAC Joint National Steering Committee (CNPM) will PARSANKO nationwide and ensure its operational supervision.

Table 1: Partners' Operations in the Rural Sector

Sector or Sub-sector*	Scope		
	GDP	Exports	Jobs
Agriculture and Rural Development	51.2 % (*)	64% (*)	70.4 % (**)
Stakeholders - Annual Public Expenditure (CFAF billion) **			
Government	Donors	Amounts	
CFAF 4.14 billion*	AfDB	CFAF 14.3billion (2018-2021)	
	World Bank	CFAF 15.1billion (2017-2021)	
	IFAD	CFAF 33.9billion (2018-2021)	
	FAO	CFAF 2.5 billion	
	EU	CFAF 13 billion	
	UNDP	CFAF 3.0 billion	
	GAFFSP	CFAF 11.3 billion	
	Others	CFAF 0.8 billion	
Level of Aid Coordination			
Existence of thematic working groups	Yes, established under the RCPCA		
Existence of a comprehensive sector programme	Yes, (i) the PNIASAN; (ii) Regional Agricultural Development Programmes; (iii) 2016-2018 Agricultural Recovery Roadmap; (iv) 2017-2021 Livestock Roadmap.		
AfDB's role in aid coordination	Active member (not leader)		
Sources: (*) BEAC; (**) MADR; (***) Ministry of Livestock and Animal Health.			

II. PROJECT DESCRIPTION

2.1. Project Objectives and Components

2.1.1 **Objectives:** the project's overall objective is to contribute to improving the living conditions and resilience of vulnerable rural populations. Its aim is to contribute to improving the food and nutrition security of rural populations in Kémo and Ouaka Prefectures. Its specific objective is to increase and diversify agro-pastoral production and improve access to basic services.

2.1.2 **Project components:** PARSANKO comprises three main components, namely: (a) Support for Agro-pastoral Production; (b) Support for Community Initiatives; and (c) Project Management. It seeks to enhance the autonomy of women and young people actively engaged in the agricultural sector and to have recourse to FAO technical assistance to build the capacity of the actors involved in project implementation and to ensure rapid project start-up.

2.1.3 The project will also contribute to mitigating the potential impact of COVID-19 in the project impact area through various activities: (i) promotion of access to drinking water and healthcare; (ii) distribution of factors of production vouchers to vulnerable families; (iii) provision of access to economic diversification opportunities; (iv) building local capacity in the harvesting, processing, storage and marketing of agricultural products in local markets and Bangui; (v) improvement of access to agricultural extension and animal health services; and (vi) improvement of food security by increasing and diversifying agricultural production and improving nutrition control.

Table 2: Description of Project Components

Components	UAM	Description
<p><i>Component A: Support for Agro-pastoral Production</i></p>	<p>11.680</p>	<p>The crops targeted by Component A are: (a) for plant production: maize, cassava, groundnuts, paddy rice, sesame, cowpeas and market garden products; and (b) for livestock production: poultry, pigs and small ruminants (goats and sheep).</p> <p>1.1 <u>Improvement of access to agricultural extension services</u> to promote the large-scale adoption of best farming practices and intensify farming and stockbreeding by: (i) implementing a Central African Agricultural Research Institute (ICRA) programme comprising 30 research and development themes; (ii) structuring and professionalizing 30 producer organization unions;(iii) establishing partnership with agricultural and commercial services to install 5 000 young producers; (iv) ensuring the operationalization of 750 CEP/FEPs by ACDA, ANDE and NGOs (at project start-up), organized into groups set up to undergo a 3-year training course and apply the skills developed;(v) training and deploying 150 senior officers and employees on the ground (ACDA, ANDE and ONASEM, as well as prefectural agricultural and livestock services);(vi) installing 400 new local agricultural service operators at the local and community levels (extension of coverage of the “voucher” system, input shops, seed and seedling producer groups, local craftsmen producing farm implements, and community animal health workers); and (vii) providing support to the Prefectural Chamber of Agriculture.</p> <p>1.2 <u>Development of production infrastructure</u> to support the development of efficient production systems by:(i) developing 375 hectares of irrigation areas for market gardening and rice cultivation and training users;(ii) rehabilitating and/or building 40 stockbreeding facilities; (iii) rehabilitating 300 kilometres of rural roads to facilitate the evacuation of agricultural products; (iv) rehabilitating and equipping the CTDR training centre in Grimari.</p> <p>1.3 <u>Development of agro-pastoral products</u> to promote innovations in the processing, storage and marketing of products by:(i) providing training in practices that help to limit post-harvest losses in the CEP/FEP/POs and constructing 50 grouped storage facilities;(iii) subsidising 75 centres or IGAs to develop products; and (iii) providing support for the marketing of agro-pastoral products.</p> <p>1.4 <u>Use of FAO technical assistance</u> (to support Component 1 and Sub-component 2.1) to: (i) facilitate project start-up; (ii) develop approaches and tools; (iii) train and coach trainers; (iv) contribute to establishing and operationalizing the monitoring and evaluation system; (v) support the promotion of innovations; and (vi) facilitate the articulation of PARSANKO’s operations with those of agricultural emergencies.</p>
<p><i>Component B: Support for Community Initiatives</i></p>	<p>5.856</p>	<p>2.1 <u>Scaling up of 750 resilience funds</u> to improve household livelihoods and build their resilience to climate change. Besides the CEP/FEP programme presented in 1.1, this activity includes: (i) the operationalization of 750 Village Savings and Loan Associations (AVECs) and establishment of a partnership with a microfinance institution (MFI); (ii) literacy education for 10000 people; and (iii) training and support for 150 community facilitators in thematic discussions, participation in agricultural sub-sectors, best practice exchange visits, hygiene and health, and the setting up of 300 listening and discussion groups (DIMITRA-type) to strengthen community solidarity.</p> <p>2.2 <u>Promotion of nutrition and access to water and health</u>: the aim is to improve people’s nutrition awareness and access to better nutrition, particularly for children, drinking water and better hygiene conditions, and to improve health facilities by:(i) operationalizing 85 school canteens provided with local items for 17 000 schoolchildren, setting up 150 vegetable gardens in 85 schools, and providing nutrition education for women; (ii) rehabilitating or constructing 145 drinking water points and generalizing the use of improved latrines; and (iii) building and equipping five community health centres, and training community management committees of the various facilities.</p> <p>2.3 <u>Support for the development of rural entrepreneurship and improvement of employability</u> by: (i) using ILO technical assistance to develop and adapt training in entrepreneurship to the needs of rural sector trades (updating of 20 job benchmarks and training programmes; training of trainers in the use of CREE, GERME, TREE and COOP tools; building the capacity of business development counsellors);(ii) providing support to youth and women’s enterprises and groups (forging of partnership with the NGO known as KYBS for the setting up of 500 agricultural enterprises, support for 400 service and non-agricultural enterprises by the ILO); and (iii) providing support for the setting up of an MFI (SOFIA Crédit) in the project impact area and development of financial partnership.</p>
<p><i>Component C: Project Management</i></p>	<p>3.844</p>	<p>3.1 <u>Coordination</u>: coordination will be carried out by Project Management Unit teams and the two prefectural branches. It includes providing management support, paying the salaries and performance bonuses of the teams and covering their equipment and operating costs.</p> <p>3.2 <u>Monitoring and evaluation and knowledge management</u>: this sub-component will concern data collection, processing and analysis and performance assessment, and the capitalization and dissemination of best practices, as well environmental and social monitoring and auditing.</p>

2.2 Technical Solutions Adopted and Alternatives Explored

2.2.1 PARSANKO will adopt an approach that serves as a relay for emergency activities based on support for community initiatives (Component B) by providing support for agricultural development (Component A) so as to sustainably improve the cohesion and resilience of rural communities, the agricultural development framework (capacity to plan and implement operations), production and productivity, as well as rural incomes and, eventually, to eliminate the need for emergency assistance within a few years. In addition, it will build the capacity of producer groups, local economic operators and decentralized government services in the agricultural and livestock sectors to provide key services to producers.

2.2.2 Project beneficiaries will be able to adopt best agricultural practices on a large scale through better access to agricultural services organized around farmer farm/field schools and appropriate and adapted innovation proposals. The development of production infrastructure and convenient access to factors of production will also enable them to intensify their agro-pastoral production. Depending on their needs, their livelihoods and resilience to climate change will be enhanced by scaling up resilience funds, promoting nutrition and access to water and healthcare. To improve the incomes of beneficiaries, the project will promote innovations concerning the development of production surpluses and improved marketing mainly by developing rural entrepreneurship, particularly for women and young people, that will improve their employability.

Table 3: Project Alternatives Explored and Reasons for their Rejection

Alternatives	Brief Description	Reasons for Rejection
Integrated Rural Development Project	A rural development project encompassing all sub-sectors	A traditional rural development project that is not based on growth sub-sectors and is non-market-related will have limited effects on the incomes and employability of young people and women.
Development of stockbreeding as a dominant sector	Focus on intensive stockbreeding (imported breeds, close veterinary monitoring, cultivation of fodder, etc.)	Most stockbreeders cannot afford veterinary treatment and intensive feeding. The option is not also in tune with available human and institutional capacities.
Planning at council level	Prioritization of activities based on a council development plan	Planning at council level is very important, but time-consuming. It could delay the implementation of development activities. First, it involves restructuring the local branches of the Central African Agricultural Development Agency (ACDA) and the National Livestock Development Agency (ANDE) that will partner with council services.

2.3 Project Type

PARSANKO is an investment operation financed with the Bank's ADF window and GAFSP resources. At this stage, the project approach is the most appropriate to ensure the achievement of outcomes and the effective and efficient use of the resources allocated to the project which, by the way, will build on the achievements of other TFP operations in the sector.

2.4 Project Cost and Financing Arrangements

2.4.1 The total project cost (including physical contingencies and price escalation), net of taxes and customs duties, is estimated at USD 29.505 million, or UA 21.380 million, of which USD 6.762 million (UA 4.00 million) in foreign exchange and USD 22.743 million (UA 16.480 million) in local currency. Provisions of about 3% and 6% of the base cost respectively have been applied for physical contingencies and price escalation. The project cost is summarized in Tables 4 and 5 below.

Table 4: Estimated Project Cost by Component

COMPONENT	(USD '000)			(UA '000)			% F.E.	% Base Cost
	L.C.	F.E.	Total	L.C.	F.E.	Total		
1. Support for Agricultural Production	11 259	3 346	14 605	8 159	2 424	10 583	11.3	49.5
2. Support for Community Initiatives	5 550	1 831	7 381	4 021	1 328	5 349	6.2	25.0
3. Project Management	3 864	1 091	5 955	2 800	790	3 590	3.7	16.8
BASE COST	20 673	6 268	26 941	14 980	4 542	19 522	21.2	91.3
Physical Contingencies	597	200	797	433	144	577	0.7	2.7
Price Escalation	1 473	295	1 768	1 067	214	1 281	1.0	6.0
TOTAL PROJECT COST	22 743	6 762	29 505	16 480	4 900	21380	22.9	100.0

Table 5: Project Cost by Expenditure Category

EXPENDITURE CATEGORIES	(USD '000)			(UA '000)			% F.E.	% Base Cost
	L.C.	F.E.	Total	L.C.	F.E.	Total		
Investment	11 259	3 346	14 605	8 159	2 424	10 583	11.3	49.5
1. WORKS	5 550	1 831	7 381	4 021	1 328	5 349	6.2	25.0
2. EQUIPMENT, MATERIALS AND VEHICLES	3 864	1 091	5 955	2 800	790	3 590	3.7	16.8
3. SERVICES	4 100	1 332	5 432	2 971	965	3 936	4.9	20.2
Operating Cost	3 740	911	4 651	2 710	660	3 370	3.4%	17.3%
Base Cost	20 673	6 268	26 941	14 980	4 542	19 522	21.2	91.3
Physical Contingencies	597	200	797	433	144	577	0.7	2.7
Price Escalation	1 473	295	1 768	1 067	214	1 281	1.0	6.0
TOTAL PROJECT COST	22 743	6 762	29 505	16 480	4 900	21 380	22.9	100.0

2.4.2 The project will be financed by a UA 8.0 million (USD 11.04 million) ADF grant and a UA 11.16 million (USD 15.40 million) GAFSP grant respectively representing 37.4% and 52.2% of the project cost, net of taxes and customs duties (see Table 6 below, Annex 5 and Appendix V). The GAFSP grant is contributed by the AfDB (UA 10.08 million, or USD 13.9 million) and FAO (UA 1.08 million, or USD 1.5 million). The counterpart contribution of the Government/beneficiaries is estimated at UA 2.22 million (USD 3.07 million), representing 10.4% of the project cost, excluding the technical assistance provided by FAO. The Government will defray part of the operating cost (salaries of PMU specialists) as well as provision for the implementation of the Resettlement Action Plan (RAP). The expenditure for the different project components will be executed according to the schedule presented in Table 7.

Table 6: Sources of Financing

Sources of Financing	(USD '000)			(UA '000)			% Total
	L.C.	F.E.	Total	L.C.	F.E.	Total	
ADF	6 112	1 888	8 000	8 435	2 605	11 040	37.4
GAFSP – Investment (AfDB)	7 899	2 183	10 081	10 902	3 012	13 914	47.2
GAFSP – Technical Assistance (FAO)	821	225	1 076	1 133	351	1 444	5.0
Government and Beneficiaries	1 648	575	2 223	2 223	794	3 067	10.4
TOTAL	16 480	4 900	21 380	22 743	6 762	29 505	100.0

Table 7: Expenditure Schedule by Component (amounts in UA '000)

Components	2021	2022	2023	2024	2025	TOTAL
Support for Agro-pastoral Production	1 14	2 760	4 377	2 830	529	11 680
Support for Community Initiatives	697	1 949	2 449	705	56	5 856
Project Management	828	846	798	69	683	3 844
TOTAL	2 709	5 555	7 624	4 224	1 268	21 380

2.5. Project Target Area and Beneficiaries

2.5.1 PARSANKO's impact area covers Kémo and Ouaka Prefectures located in the transition zone between the eastern part of the country, which is still dealing with a serious emergency and

an insecurity situation, and the western part, which is conducive to the implementation of development operations. It covers a surface area of 67 104 square kilometres, that is 10.7% of the national territory. It has a substantial agro-pastoral potential but is somewhat isolated due to lack of maintenance of the rural road network. At present, the farm acreage ranges between 0.5 and 1.5 hectares per farm and the main agro-pastoral production in the area that will be covered by the project comprises cassava, groundnuts, maize, rice, plantain, sweet potatoes, sesame, cowpeas, market garden produce, fruit trees, poultry, pigs and small ruminants. However, due to the poor mastery of farming techniques and use of inappropriate equipment, yields of the main crops are very low⁸. The transhumance livestock production system (Fulani and Bororo), which is the traditional cattle breeding system used in the area, has been disrupted by the 2013-2015 crisis followed by frequent conflicts between farmers and graziers.

2.5.2 The IPC survey carried out during the period from September 2019 to April 2020 revealed that 253 503 people, representing 48.7% of the population of the project impact area (520 456 inhabitants⁹) face acute and severe food insecurity (IPC Phase 3 and +). The project will enable Kémo and Ouaka Prefectures to emerge from a situation of insecurity and emergency and progress towards a vibrant and endogenous agricultural development process. Prior to the 2013-2015 crisis, these prefectures were considered as the breadbaskets of the Central African Republic. PARSANKO will also enable the Bank to build synergy with PADECAS and PREPAS and to replicate their achievements in these new prefectures

2.5.3 Regarding beneficiaries, the project will provide direct support to 500 women/youth enterprises and groups, particularly young, budding or established agricultural entrepreneurs. It will also provide assistance to 47 050 beneficiary households, representing 279 300 people (farmers/stockbreeders, youth/women agricultural and non-agricultural entrepreneurs) in Kémo and Ouaka Prefectures, particularly households facing a crisis and in dire need of assistance, including food (IPC3), households affected by COVID-19 through agricultural input kits and access to water, young people and women without land or livestock, families classified under IPC1&2, particularly those hosting displaced people in production basins. Indirect project beneficiaries are estimated at about 241 000 people.

2.6. Participatory Approach for Project Identification, Design and Implementation

2.6.1 PARSANKO was designed based on the GAFSP document prepared by the Government with the support of FAO, through a participatory approach including two consultation missions with local stakeholders and working sessions with technical and financial partners. Many field visits were made to potential project sites. In July 2020, consultations were held with the beneficiary population during the preparation of the environmental and social management framework (ESMF). All these missions helped to organize a number of discussion meetings with the representatives of territorial administrative services and the technical ministries concerned, groups and cooperatives, civil society, women's groups, the private sector, NGOs, farmers/stockbreeders, processing operators and traders, village committees and development partners. However, in view of the COVID-19 pandemic, aspects relating to the prioritization of some activities (irrigation areas, livestock infrastructure, input shops, etc.) are still to be fine-tuned with the beneficiaries on the ground during the launching workshop.

2.6.2 The support to be provided by the project will be based on the needs identified by producer organizations (existing associations and cooperatives, CEP/FEP and Resilience Fund) the development of which is the entry point of the project. Project partners, namely ICRA, ACDA, ANDE, ONASEM, FNEC, FAO, ILO, WFP and NGOs, have been identified as key actors in the

⁸ Cassava (Kg/ha): 8 400, Maize (Kg/ha): 800, Unshelled groundnuts (Kg/ha): 700, Paddy rice (Kg/ha): 1 300, and Sesame (Kg/ha): 400.

⁹ Protection Cluster Survey, 2019.

achievement of project objectives. They are also expected to play a key role in the provision of agricultural services, the delivery of some services to the project as well as the enhancement and marketing of production surpluses. Thus, the project includes activities aimed at mobilizing and developing youth and women's enterprises and groups to enhance their vitality and build their capacity to meet their needs. The setting up of a sound communication system under PARSANKO and the use of a participatory approach during its implementation will guarantee its ownership by local stakeholders.

2.7 Bank Group Experience and Lessons Reflected in Project Design

2.7.1 The Bank's portfolio is being implemented within an unstable political context and a fragile security and health environment characterized by the occupation of about 60% of the country's territory by armed factions, and by the COVID 19 pandemic. As of 31 March 2020, the Bank's active portfolio in CAR comprised 14 (10 national and 4 regional) projects for a total amount of commitment of UA 117.91 million (USD 160.36 million). There are only two projects in the agricultural sector worth UA 9.27 million. These are the Project to Support Value Chains Development and Youth Entrepreneurship Promotion in the Agricultural and Agribusiness Sector (PASTAC-PEJA) which was approved in August 2017 for UA 0.99 million and the Savannah-based Agricultural Value Chains Development Support Project (PADECAS) approved on 22 October 2018 for UA 8.25 million. The CSP mid-term review carried out in July 2019 considered the portfolio performance to be, on the whole, satisfactory with an aggregate score of 3.2 on a scale of 1 to 4, an average disbursement rate of 29.51%, and no problem project. However, the portfolio performance is hampered by recurrent problems including: (i) difficulties in fulfilling conditions precedent to disbursement of loan resources and obtaining the first disbursement on time; (ii) procurement delays which adversely affect the overall rate of disbursement; (iii) low project ownership by stakeholders; and (iv) inadequate monitoring and evaluation arrangements.

2.7.2 PARSANKO's design takes into account the main lessons learned from the implementation of agricultural sector projects such as: (i) the need to set up a project management unit (PMU) with the necessary expertise (procurement, financial management, monitoring and evaluation, agro-pastoral production and basic rural services) and that is operational at project start-up; (ii) recourse to FAO technical assistance during the first three years of project implementation to kick-start the project, support the development of inclusive approaches and appropriate implementation tools, as well as build the capacity of the project actors; (iii) the identification of recovery activities which are vital to the population and should be launched immediately. They concern in particular basic infrastructure, the improvement of children's food and nutrition security and/or the economy to quickly improve beneficiaries' income levels. These activities will improve the adhesion of target groups to the project and help to test and strengthen community management and maintenance entities which ensure the sustainability of project achievements.

2.8 Key Performance Indicators

The key project impact indicators are: (i) the average income of rural households will increase by at least 15%; (ii) the prevalence of severe acute malnutrition in children aged 6-59 months will be less than 2%, and the rate of severe food insecurity will drop by 10%. At the end of the project (in terms of outcomes), PARSANKO will contribute to increasing and diversifying agricultural production by increasing cassava and maize yields by 40%, producing 69500 and 7500 tonnes of additional plant and livestock production, respectively, and improving the level of access to agricultural extension services by 30%. It will also help to improve the access of households to basic services, particularly drinking water for 10000 new households, to enhance the food diversity of children whose dietary diversity score will increase by 19 points, to create 1500 new jobs, at least 40% of them held by women, and to strengthen the health infrastructure so as to

conduct no less than 20 medical consultations per day in each of the five newly constructed health centres. Details on the impact, outcome and output indicators are presented in the results-based logical framework. To inform the indicators, a monitoring and evaluation system will be put in place upon project start-up. It will include Bank supervision missions and periodic progress reports to inform on the progress made in achieving indicators.

III. PROJECT FEASIBILITY

3.1 Economic and Financial Performance

3.1.1 The economic and financial analysis is based on the impacts of the key activities implemented to intensify production, extend the crop area, improve rural infrastructure and services, enhance production and promote rural entrepreneurship. Economic and financial performance will concern the operating results of the main crops and livestock selected (cassava, maize, groundnuts, rice, banana, sesame, pigeon pea, market garden produce, poultry and small ruminants) based on eight agricultural and livestock production system models. Four non-agricultural activity (rural roads, small processing unit, agro-pastoral product harvesting centres, and local craftsmen/service providers) models are also considered. Ultimately, the project will help to (i) extend the crop area by 13 925 hectares, (ii) increase annual food production marketed in a peak year by 69 448 tonnes (5 042 tonnes of maize, 4 347 tonnes of groundnuts, 240 tonnes of rice, 692 tonnes of sesame, 16 275 tonnes of market garden produce, 35 333 tonnes of cassava, 2 902 tonnes of bananas and 4 617 tonnes of fruits) and 7 523 tonnes of backyard flock products (2 413 tonnes of local poultry and 5 110 tonnes of mutton and goat); (iii) yield a monthly profit of about CFAF 50 123, CFAF 271 645 and CFAF 442 365 respectively for small product processing units, collection centres and handicraft units for the production of farm tools and implements. These outcomes are expected to help to improve food security, reduce the incidence of poverty in the project impact area and enhance local dynamics.

3.1.2 Concerning profitability, the project presents a satisfactory economic rate of return (ERR) of 20.90% and a net present value (NPV) of CFAF 19548 million at an opportunity cost of capital of 12%. A one-year delay in profit generation or a 10% decrease with respect to the baseline scenario would reduce the ERR to 19.94% and 19.06% respectively, that is well above the discount rate. A simultaneous variation in costs and profits of 10% would yield an ERR of 19%. All scenarios show robust results. Furthermore, in all hypothetical scenarios, the ERR remains higher than the opportunity cost of capital. The economic and financial analysis is presented in detail in the annexes.

3.1.3 Other unquantified economic benefits include: (i) the upstream and downstream effects of additional income for service providers (NGOs, enterprises, suppliers and consulting firms), producers, traders and processing operators most of whom are women;(ii) the reduction in foreign exchange costs thanks to a significant drop in food product import bill;(iii) the impact on wealth creation in the country due to an increase in GDP induced by the creation of additional value added. The project's socio-economic benefits for households will include: (i) better nutrition for vulnerable groups (children, women of childbearing age and the elderly);(ii) a reduction in the medical bill, a reduction in the hardship faced by the agricultural workforce, particularly women, and the improvement of livelihoods;(iii) the provision of drinking water to 10 000 additional households; and (iv) the creation of 1 500 additional permanent jobs, at least 40% of them for women. Employment through youth and women entrepreneurship will reduce unemployment in the project impact area and increase the incomes of the most vulnerable segments of the population.

3.2 Environmental and Social Impact

3.2.1 The project is classified under Category 2 according to the Bank's environmental and social safeguards policies in view of the nature of the investments to be made whose expected negative impacts range from low to moderate. Since the sites of the infrastructure to be constructed are not well known at this juncture, the Central African Republic prepared an Environmental and Social Management Framework (ESMF) which was reviewed and approved by the Bank. It was published by the country in the Official Gazette and then posted by the Bank on its website on 29 September 2020, in keeping with the integrated social safeguards (ISS) and national regulatory requirements. During ESMF preparation, public consultations were held (16-27 July 2020), in accordance with national regulations and Bank requirements. All stakeholders were involved in the consultations. The concerns of and actions suggested by local communities were reflected in project design.

3.2.2 During the construction phase, the main environmental and social risks and impacts identified at this juncture concern losses of habitat and plant cover during the marking of rural roads, the construction of irrigation schemes and social infrastructure, the risks of erosion and soil, water and air pollution, the destruction of buildings, the risk of occupational and traffic accidents, social conflicts due to the non-recruitment of members of the local population, sound nuisances, the production of waste, particularly biomedical veterinary waste, etc. The expected negative impacts during the operation phase are post-harvest waste, possible pollution by inputs and pesticides, and dust emissions due to heavy traffic on rural roads. Concerning positive impacts, project activities are expected to generate benefits in terms of improved smallholder farmer productivity, feeder roads and post-harvest infrastructure, development of and access to national and regional markets, increased incomes, improved living conditions for women, job creation and poverty reduction.

3.2.3 The main infrastructure that will be constructed under sub-projects will be subject to prior environmental and social assessment. No population resettlement is envisaged at this juncture. A specific ESIA/ESMP and, eventually, an Abbreviated Resettlement Action Plan (ARAP) will be carried out/prepared once the sites to be developed are identified. The environmental and social impact assessment will concern the rehabilitation of rural roads and construction of irrigation schemes and facilities. The reports thereof will be examined, validated and published, in accordance with national regulations and Bank requirements. The Environmental and Social Management Framework Plan (ESMFP) prepared includes the environmental and social management procedure including subsequent resettlement (for which compensation will be paid by the Government of the Central African Republic), sub-projects and a provision for the conduct/design and implementation of the specific ESIA/ESMP, an ARAP, where applicable, and the monitoring and evaluation of the ESMF, as well as the complaint management mechanism. The conduct of the assessment and preparation of management plans will be a Grant condition.

3.2.4 Besides the specific ESMP measures identified for each activity, the project implementing entity will ensure that: (i) vulnerability and gender aspects and the effective participation of relevant actors are taken into account; (ii) a complaints management mechanism (CMM) is set up; (iii) a monitoring and evaluation system that includes the protection of the physical and social environment is established; (iv) a waste collection, sorting and management system is established; (v) measures to enhance positive environmental and social impacts of the project such as the use of alternatives to reduce and recycle waste are adopted; and (vi) environmental and social clauses are included in bidding documents and the contractor's Health, Safety and Environment (HSE) Plan is approved prior to the effective commencement of works. The cost of implementation of the ESMFP and ARAP, as well as the Complaints Management Mechanism (CMM) and annual environmental and social audits is estimated at CFAF 699 500 000. It will be borne by the project. It is presented in detail in Annex B-8.

3.2.5 The PMU, project owner, contractors, control mission and all national entities involved in project implementation will be responsible for ESMFP implementation. To this end, and considering the project owner's weak capacity, an environmental and social specialist will be recruited within the PMU. This specialist will, among other things, help to build the project owner's capacity in monitoring ESMP implementation. Actions to build the capacity of other key actors are also envisaged. Lastly, the environmental and social specialist of the PMU will coordinate the preparation of periodic reports and the conduct, upon project start-up, of the annual environmental and social compliance audit, in keeping with Bank requirements.

3.2.6 ***Climate change adaptation:*** according to the Notre Dame Global Adaptation Index, CAR is ranked among the countries most vulnerable to climate change. As part of the on-going Technology Needs Assessment (TNA) Project, the following technologies have been selected for the agricultural and food security sectors: (i) simplified cultivation techniques (SCT) for the production and dissemination of improved maize seed varieties; (ii) the drip irrigation system for the production of market garden produce (tomatoes, carrots, etc.); and (iii) heat therapy for the treatment of cassava cuttings to eliminate the mosaic virus (report on the identification and prioritization of technologies for climate change adaptation). Agro-sylvo-pastoral areas are vulnerable to low rainfall, dystrophy, drought, bush fires, soil degradation and seasonal diseases. To mitigate climate risks, PARSANKO will finance the construction and rehabilitation of drinking water supply points and irrigation infrastructure, support the use of high quality seeds from selected varieties adapted to changing climatic conditions, finance the construction of storage facilities, and build the knowledge and capacity of local community actors to enable them to adapt to new climatic conditions and cope with climate risks through training in new resilience techniques and preparing them for climate change emergencies. Furthermore, baseline data will be provided for incorporation into management plans so as to improve the protection of the catchment area and/or strengthen the resilience of ecosystems and improve land management to reduce climate risks.

3.2.7 ***Gender issues:*** in the project impact area, women and young people are actively engaged in agricultural and livestock production activities in other segments of value chains, especially processing and marketing. However, they are often excluded from community decision-making and control bodies and have very limited access to lucrative crops, livestock and land. They have limited land use rights and, above all, no land titles, even customary ones. Hence, PARSANKO will ensure greater gender equity and equality, promote the genuine participation of women and young people in decision-making bodies and help to improve their autonomy and professional integration. It will guarantee them equal access to basic infrastructure and training and capacity building entities. Youth and women's groups and enterprises will especially be prioritized, enabling them to develop their potential and improve their status in their families and lineages. Women, men and young people will be integrated in a cross-cutting manner using a methodological approach that reflects the concerns of the different categories of beneficiaries in the project impact area. An inclusive and participatory approach will be used to ensure that women and young people are represented at all times and that they contribute and benefit equitably from project outcomes.

3.2.8 The project will also adopt a gender transformative approach combining an integrated package of services for women that focuses particularly on: (i) the construction of agricultural and dairy product markets run mainly by women/young people; (ii) the improvement of access to drinking water to reduce the burden of the daily chores of women; (iii) access to energy-saving and gender-sensitive technologies (threshers and strippers); (iv) equitable access to training, decision-making processes, financing mechanisms, production facilities and social protection; and (v) the setting up of a monitoring and evaluation system based on sex-disaggregated data and gender-related indicators to be identified. A holistic approach is envisaged to raise awareness among actors at all levels (individual, family, council, regional and national) on the participation

of men and women in entrepreneurship in the agricultural and livestock sectors. The project will organize gender-specific IEC campaigns to this end. Consultations and partnerships will be established with the Ministry of Women's Empowerment, Family and Child Protection and NGOs operating in the domain of gender mainstreaming. About USD 9.15 million (38% of the budget of Components A and B) has been allocated specifically for gender activities. PARSANKO is classified under Category 2 according to the Bank's Gender Marker System.

3.2.9 Health and nutrition: according to the 2017 National Food Security Survey (ENSA), food insecurity affects mainly refugee households, internally displaced households and returnee households, with the prevalence of food insecurity of 83%, 69% and 66% respectively. It is most pronounced among households headed by women in rural areas, with low levels of education, without livestock and that survive on precarious activities. The prevalence of chronic malnutrition among under-fives, the rate of global acute malnutrition (GAM) and the prevalence of severe malnutrition (SAM) are 38%, 7% and 2.1% respectively. These alarming figures are due mainly to (i) a poor dietary diversity; (ii) poor hygiene and sanitation conditions; (iii) very limited access to drinking water; and (iv) very low rate of exclusive breastfeeding.

3.2.10 Major actions are envisaged by the project to improve food and nutrition security, which is considered as a priority. The project will support the food crop component and also promote diversification and the introduction of stockbreeding. Therefore, it will enable households to improve their animal protein and vegetable and fruit intake, particularly through market gardening. Such diversification will improve the nutrition status of women and children and contribute to reducing mortality and morbidity in the project impact areas¹⁰. The project will also implement nutrition training/awareness raising activities for the beneficiary population with a view to promoting the adoption of best nutrition practices. All nutrition-sensitive activities such as water/sanitation sector activities will also indirectly contribute to improving the population's nutrition status. Furthermore, CAR is one of the countries in the world that are "least prepared" to deal with the COVID-19 epidemic and where the improvement of access to primary health care remains a major challenge (one person in two is in need of humanitarian aid and 70% of health services are provided by humanitarian organizations). Access to health facilities remains very limited due mainly to the distance to, cost and quality of health services. Hence, the construction of health centres and the supply of drinking water by the project will help to improve the health of the population.

IV. PROJECT IMPLEMENTATION

4.1 Implementation Arrangements

4.1.1 **Implementation arrangements:** the project will be implemented under the responsibility of the Ministry of Agriculture and Rural Development (MADR) and attached to the Minister's Cabinet. Its management structure will include a Project Management Unit (PMU) comprising a National Coordination based in Bangui and two branches based in Sibut and Bambari, the capitals of the prefectures concerned, to ensure the monitoring of project activities. Its staff will be recruited with the support of PADECAS prior to the launching of the project through a transparent bid invitation procedure, acceptable to the Bank. The central management structure will be composed of: (i) the National Coordinator; (ii) the Administrative and Financial Officer (PADECAS' Officer); (iii) Component 1 Officer; (iv) Component 2 Officer; (v) the Targeting, Gender and Inclusion Specialist; (vi) the Environmental Specialist; (vii) the M&E Officer; (viii) the Procurement Specialist; (ix) the Accounting Officer; and (x) support staff. This management body will work closely with MADR's technical services. The two prefectural branches will be

¹⁰ According to a UNICEF report published in February 2018, CAR ranks second among countries with the highest infant and maternal mortality rate. It also has the highest HIV prevalence rate in Central Africa.

housed in the premises of the decentralized services of the Ministry of Agriculture and Rural Development. Each branch will comprise (i) a Branch Head; (ii) a Technical Supervisor; (iii) an Assistant Accounting Officer; (iv) a Secretary; and (v) a Driver. The senior staff of the PMU will be selected on a competitive basis through a competitive bidding process, after the Bank's no-objection opinion. A report on the assessment of bidders and a proposal by the Government will be sent to the Bank for approval. The Coordinator of the PMU will sign a performance contract with the MADR, renewable every two years based on project monitoring and evaluation indicators. The other PMU staff members will sign performance-based contracts with the Coordinator renewable yearly. To build the capacity of the PMU in project implementation, International Technical Assistance in procurement will be recruited (see ToR in Volume 2).

4.1.2 The PMU will be responsible for the technical, administrative, financial and accounting management of all project activities, including those that will be implemented by other entities involved in the project. As such, it will, in particular: (i) prepare annual work programmes and budgets (AWPBs) and procurement plans (PPs); (ii) prepare procurement files and payment requests; (iii) forge partnerships; (iv) prepare the manual of administrative, financial and accounting procedures; (v) organize meetings of the Joint National Steering Committee (CNPM); (vi) monitor the implementation of project activities; (vii) prepare quarterly project implementation status reports; and (viii) prepare project annual audits. Technical assistance under Sub-component 1.4 will be implemented in keeping with FAO procedures. The FAO will apply its procedures in its capacity as project technical supervision entity. This will be the subject of a separate document.

4.1.3 The implementation of activities proper will be entrusted to entities under the supervision of the Ministry of Agriculture and Rural Development such as ICRA, ACDA, ONASEM, ANDE and FNEC, as well as to partners (ILO, FAO, WFP, etc.) and service providers to be recruited in accordance with the procedure agreed between the Government and the Bank. The service providers are works contractors, suppliers of goods, firms and individual consultants for studies, TA and audits, and implementation partners for agricultural advisory schemes and nutrition. The regional services of the ministries concerned will be closely involved in the monitoring and acceptance of the facilities to be built. In addition, to accelerate project start-up, the Bank will, at the request of the Government, recruit a procurement specialist for a six-month period using its own funds. The specialist's duty will be to assist the Government in setting up the PMU, preparing bidding documents (BDs) and requests for proposals (RFPs) for the initial contracts, as well as analysing and negotiating related contracts (technical assistance, rehabilitation of PMU premises, procurement of vehicles, computer hardware and furniture, and recruitment of the consultant responsible for preparing the administrative, financial and accounting procedures manual).

4.1.4 **Monitoring of activities:** PARSANKO will be placed under the supervision of the MADR which will be the contracting authority and, hence, will be responsible for steering interactions with other sector ministries and TFPs. It will coordinate external monitoring and evaluation missions and joint supervision missions with the Bank. The Joint National Steering Committee (CNPM), shared by the PADECAS and PREPAS and now PARSANKO, will be responsible for the organization of consultations at the national level. The functions of this Committee will be to ensure the operational supervision of the project, including : (i) to examine and approve Annual Work Plans and Budgets (AWPBs), (ii) to monitor project implementation; (iii) to ensure the consistency and planning of eligible activities; (iv) to review annual implementation report and ensure that the activities of the three projects are consistent with national policies; (v) to assess the impact of project outcomes; (vi) to identify opportunities for and constraints on improving project outcomes; and (vii) to ensure that the techniques and methodology used comply with project objectives and various relevant sector policies. It will, as and when necessary, make random visits to project sites. The CNPM will be chaired by the

Minister of Agriculture and Rural Development or his representative. It will meet at least twice a year and its secretarial services will be provided by the National Coordinator. It will comprise representatives of the various stakeholders of PARSANKO (the technical ministries concerned, private operators, beneficiaries and NGOs) and representatives of POs and civil society.

4.1.5 In all prefectures, consultations will be carried out by Prefectural Consultation Committees (PCCs) set up by decision of the Minister of Agriculture on the recommendation of the National Project Coordinator. Each prefectural committee will comprise the representatives of (i) prefectural services; (ii) key project operators; (iii) POs; (iv) beneficiaries (rural communities, including women and young people); (v) municipal councils; and (vi) any other resource persons. The committee will validate the planning of activities and investments in the prefecture and supervise their implementation to strengthen the alignment, harmonization, ownership and consistency of operations. It will meet every quarter to review the progress of activities in the various priority areas selected and make recommendations to facilitate implementation. Its secretarial services will be provided by the Head of the PARSANKO branch in the prefecture. This decentralized mechanism will contribute to better informing local actors, promoting an inclusive approach and resolving the problems faced.

4.2 Procurement Arrangements

4.2.1 ***Applicable procurement policy and framework:*** all procurement of goods, works and consultancy services financed with Bank resources will be done in accordance with the Procurement Policy for Bank Group-funded Operations (AfDB Procurement Policy), October 2015 edition and in accordance with the Procurement Methods and Procedures described in the Bank Group's Operations Procurement Manual. Details of procurement implementation (system, cost, schedule, method, review type) agreed between the Borrower and the Bank are described in Technical Annex B.7.

4.2.2 ***Procurement implementation:*** project procurement will be carried out by a procurement specialist of the Project Management Unit to be recruited through international competitive bidding. This specialist will be recruited as soon as the project commences to carry out procurement activities as defined in Technical Annex B7 with the support of a Procurement Assistant to be recruited. Since GAFSP financing resources are disbursed only in dollars, all contracts to be awarded under this funding will be denominated in USD.

4.2.3 ***Procurement risk and capacity assessment (PRCA):*** to take the specificities of the project into consideration, the Bank assessed: (i) risks at the national, sector and project levels; and (ii) the capacity of the executing agency. The results of these assessments concluded that the risk level for procurement is high and made it possible to determine that all project procurements will be carried out according to the Bank's system, subject to the application of the mitigation measures proposed in paragraph 7.9 of Annex B7. All procurements, the execution of infrastructure works and the recruitment of service providers envisaged within the framework of the implementation of the project will be carried out in accordance with the "Procurement Framework for Bank Group-funded Operations", October 2015 edition, and the provisions to be set out in the Financing Agreement, in keeping with the Procurement Methods and Procedures described in the Bank Group's Operations Procurement Manual. Details of procurement implementation (system, cost, schedule, method, review type) agreed between the Borrower and the Bank are described in Technical Annex B.7. In addition, a draft Procurement Plan (PP) based on the Bank's standard procurement plan, will be prepared by the PMU, particularly the Procurement Officer to be recruited before the commencement of the project. The PP will serve as a dashboard for monitoring the execution of major contracts.

4.3 Financial Management

4.3.1 **Financial management arrangements:** fiduciary responsibility for the implementation of the project will lie with the Central African Republic, through the Ministry of Agriculture and Rural Development (MADR). Given the weaknesses identified in the national public finance management system, it was agreed that a parallel project financial management system be used for development projects, for the time being. At present, the project executing agency, that is the MADR, is implementing PADECAS funded by the AfDB through a project implementation unit with an appropriate financial management system. The system consists of multi-project accounting software, a manual of administrative, accounting and financial procedures and a competent team. Therefore, PARSANKO's financial management will be based on this system which will be strengthened by recruiting an accounting officer assigned specifically to the new project and tasked with updating the manual of procedures to incorporate the specificities of PARSANKO. An assistant accounting officer will be recruited in each decentralized entity.

4.3.2 The PADECAS Manual of Administrative, Accounting and Financial Procedures clearly describes the procedures and methods for posting accounting entries. It will be updated to incorporate the specificities of PARSANKO. The Administrative and Financial Officer (AFO) in charge of supervising and validating the transactions posted by the Accounting Officer will ensure accounting control. Documents, especially supporting documents, will be properly filed and preserved in a secure records room.

4.3.3 **Disbursement arrangements:** disbursements under the project will be done pursuant to the provisions of the Disbursement Handbook in force at the Bank. The disbursement methods proposed for the project are: (a) the special account method (for operating expenses, capacity building activities, and the management of certain partnership agreements) and (b) the direct payment method for the payment of works, goods and service contracts. Special accounts (one account for ADF resources and another for GAFSP resources) will be opened under the responsibility of the Ministry of Agriculture and Rural Development. The special accounts will be opened in the name of PARSANKO, in local currency, with financial institutions acceptable to the Bank. All project expenditure supporting documents (irrespective of funding) will be filed and kept in a secure location, in accordance with the law. Such supporting documents must be available and accessible for review/verification/auditing by periodic Bank supervision, external audit and internal audit missions.

4.3.4 **Audit arrangements:** pursuant to the general conditions of the Bank, an annual audit of financial statements will be performed by an independent audit firm which will be recruited on a competitive basis. MADR's PMU will be responsible for recruiting the independent audit firm with the support of the Project Procurement Specialist and Administrative and Financial Officer. The selection of the firm will be done according to Bank procedures. The auditor's terms of reference will comply with the model in force at the Bank and submitted for the latter's approval. The contract with the auditor will not exceed three years and the acceptance by the Bank of the first audit report will be a prerequisite for the auditor to continue his work. The scope of the audit will cover all project activities, irrespective of the sources of funding. Audit reports shall be transmitted to the Bank six months after the end of the financial year at the latest.

4.4 Project Monitoring and Evaluation

4.4.1 The monitoring-evaluation (M&E) mechanism, considered as a decision-making tool, will be based on the project's results-based logical framework and include internal and external monitoring. It will be complemented by the three main tools to be developed right from project start-up, namely: (i) an M&E manual that defines the terms and conditions and responsibilities for collecting and aggregating data; and (ii) a computerized M&E system that facilitates data

processing and generation of progress reports. These tools will take into account the GAFSP M&E plan. A geographic information system (GIS) will be included in the M&E system; and (iii) the baseline situation needed to inform the initial level of key project indicators and compare the set objectives throughout the project duration which are useful for any final and ex-post evaluation. Given the COVID-19 health crisis, it was difficult to gather basic data on the ground to set the initial key indicators. Consequently, the target values of outcomes and outputs retained in the logical framework show the net variation following project interventions compared to the baseline situation. Strengthening M&E by establishing all these mechanisms will help to address the weaknesses identified in the M&E of on-going projects. In addition, the M&E system will be participatory and will provide, on a regular basis, relevant information on performance and impact indicators (sex-disaggregated) and the implementation of planned activities as well as the ESMFP and specific ESMPs.

4.4.2 The M&E Officer will coordinate internal and permanent monitoring under the authority of the National Project Coordinator within the PMU, in collaboration with the actors involved in project implementation and all relevant stakeholders. The Bank’s Field Office in Bangui (COCF) will participate in the monitoring of project implementation by providing needed assistance in terms of procurement and disbursement procedures and financial management. Generally, the MADR coordinates external monitoring and evaluation missions, in conjunction with the relevant sector ministries, to complement the close monitoring missions carried out by the COCF and the two half-yearly supervision missions conducted by the Bank. The M&E mechanism should help to edit: (i) for implementation monitoring: quarterly, half-yearly and annual reports, including the key performance indicators and key dashboards to be produced for each activity, product and component; (ii) for impact assessment: the analysis of outcome and impact surveys, annual reports, the internal mid-term and completion reports providing information on the level of achievement of project outcome and impact indicators; (iii) other monitoring and evaluation reports will be produced during the conduct of specific surveys and periodic adjustments; and (iv) for mid-term and project completion supervision and evaluation missions: aide-memoires will be produced at the end of each joint supervision and evaluation mission. Project performance will be assessed with respect to its impacts and outcomes on gender, employment, incomes, food security, agricultural production, access to drinking water, etc.

4.4.3 **Indicative project implementation schedule:** the project will be implemented over a period of five (5) years beginning from January 2021. The indicative project implementation schedule is as follows:

Activities	Date/Period	Responsible Entity
Appraisal	July 2020	AfDB/GVT
Negotiations	23 October 2020	GVT/AfDB
AfDB Board of Directors	15 December 2020	AfDB
Signature of Financing Agreement	December 2020	AfDB/GVT
Effectiveness and first disbursement	January/April 2021	GVT/AfDB
Launching	May 2021	AfDB/GVT/PIU
Implementation of operational activities	2021 to 2025	PIU/GVT/Service Providers
Mid-term review	4 th quarter of 2023	AfDB/GVT/PIU
Project completion date	31 December 2025	PIU/GVT/AfDB
Completion report	March 2026	AfDB/GVT
Project closing date	30 June 2026	PIU/GVT/AfDB

4.5 Governance

4.5.1 The multi-sector good governance challenges (agriculture, livestock, etc.) to be tackled include lengthy timeframes and transparency in procurement, the establishment of a reference framework for planning investments, transparency in the financial management of facility maintenance associations and impediments to the implementation of sub-regional and regional

policies. However, although the country is no longer ranked among the 10 most corrupt countries in Africa and despite the slight progress achieved since 2016, the management of public resources and the level of corruption in the country (153rd out of 180 countries in 2019) require that greater attention should be paid to procurement mechanisms. The Bank's country fiduciary risk assessment carried out in April 2020 indicates that the country fiduciary risk is high, particularly in budget programming and procurement due to a non-functional institutional framework, and lack of redress mechanisms and public procurement audits.

4.5.2 As part of project implementation, it will be necessary to strengthen local institutions and improve citizen control through increased involvement of civil society and producer organizations. In addition, mitigation measures and governance bodies and mechanisms have been selected to ensure transparent and efficient management of Bank resources. These include: (i) enhancing the governance of budgetary resources through the involvement of the CNPM in monitoring operational and fiduciary management aspects; (ii) adopting adequate financial management and audit arrangements (§ 4.1.7);(iii) recruitment of international technical assistance for fiduciary (procurement) aspects; and (iv) all project procurements will be done in accordance with Bank rules and procedures.

4.6 Sustainability

The strong motivation of beneficiaries observed during field missions is a factor of the sustainability of and participation in all activities and in the maintenance of the basic infrastructure already existing or to be built / rehabilitated. In line with the Government's determination to promote the development of the agricultural and livestock sectors in a coherent and orderly manner, the infrastructure and equipment to be put in place will be managed on a community basis. Therefore, the project will ensure the setting up, training and formalization of associations/groups for the various facilities. The facility management committees to be set up will be institutionalized to ensure the sustainability and judicious use of the facilities built. At the same time, the managerial capacity of all the entities concerned will be strengthened to enable them to eventually grow into autonomous enterprises capable of developing value chains in promising agricultural and livestock sub-sectors. Project activities will also help to lay the bases for the promotion of entrepreneurship in small food production cooperative societies. Building capacity in entrepreneurial culture, business management, the organizational dynamics of beneficiary groups and the management and maintenance of facilities would promote the emergence of MSMEs by taking into account technical, financial and organizational dimensions and fostering inclusive and responsible growth. The combination of all these forms of support will further guarantee the sustainability of project achievements, while maintaining the momentum created beyond the project's lifespan. The project will also provide significant support to many sector ministries and entities under their supervision, the private sector, training institutions, the banking sector and NGOs to enable them to support the direct project beneficiaries, thereby ensuring a high level of sustainability of project achievements.

4.7 Risk management

Given CAR's fragility and security, health and climatic conditions, the achievement of PARSANKO's objectives will be impeded by security, institutional and climatic risks. The table below presents the main risks and mitigation measures envisaged.

Table 8: Risk Analysis

Risks	Mitigation Measures	Level
Socio-political instability and insecurity in the country	Permanent dialogue between the Government and armed groups with the support of TFPs to restore peace.	High
Spread of the COVID-19 pandemic and its health, economic and social impacts.	Implementation of a COVID-19 effect and impact mitigation plan.	Moderate
Low ownership of project achievements.	Involving and building the capacity of project partners and stakeholders.	Moderate
Absence and inefficiency of public technical services in the project impact area and ineffectiveness of project infrastructure management and maintenance committees.	Building the capacity of the relevant public technical services and setting up/training/institutionalizing project infrastructure management and maintenance committees.	Moderate
Low level of adherence of households, especially farmers and stockbreeders, to the approach of the project.	Adoption of the project's participatory and concerted approach and promotion of economic activities.	Moderate
Households are reluctant to adopt best feeding practices	Measures to improve access to food (school canteens, best feeding practices, feeder roads, etc.) and to health services (drinking water and health facilities) and sensitization on best food and feeding practices are envisaged by the project.	Moderate
Harsh climatic conditions	Dissemination of climate change adaptation measures (irrigation, selected seeds and new farming techniques).	Moderate
Weak capacity of service providers in implementing project activities	Involvement of international partners (ILO, FAO, WFP, etc.) in the implementation of some activities.	Moderate

4.8 Knowledge Building and Management

A knowledge management and innovation promotion action plan will be developed at project start-up to back up the monitoring and evaluation system. Adequate monitoring and evaluation of project activities, products, outcomes and impacts will lay the foundations for knowledge management that will be leveraged by capitalizing on and sharing the experiences acquired and knowledge developed under the project. The project will pay special attention to the large-scale dissemination of innovations. It will experiment new technologies with a view to increasing productivity through the use of selected seeds adapted to climatic conditions, in collaboration with research centres, and make available to farmers and their organizations mechanization tailored to the size of their farms to enable them to produce enough food for on-farm consumption and sale in local and even national markets. The project will finance innovative micro-projects, especially for young people and women to improve their level of empowerment and enable their integration into the labour market. In addition, the project will, with ILO support, promote innovative activities to enhance the employability of young people and women and build the capacity of stakeholders. Furthermore, PARSANKO will pay special attention to communication, sensitization and dissemination of information through various communication channels, especially on cross-cutting issues promoted by the project such as food and nutrition security, gender mainstreaming and youth promotion, and climate change adaptation. The project will

organize information events such as thematic seminars, trade fairs, poster production, newsletters, comic strips, radio broadcasts, films, website, etc.

V. LEGAL FRAMEWORK

5.1 Legal Instrument

The project will be financed through two instruments which will be the subject of two separate grant protocol agreements, namely: (i) an ADF Grant; and (ii) a GAFSP Grant.

5.2 Conditions for Bank Intervention

5.2.1 Conditions precedent to effectiveness of the two grants: effectiveness of the two grants shall be subject to the signature of the protocol agreement of each grant.

5.2.2 Conditions precedent to first disbursement: in addition to effectiveness of each grant, the first disbursement of grant resources shall be subject to fulfilment by the Donee, to the Bank's satisfaction, of the following conditions:

- (i) Provide the Bank with evidence of establishing the Project Management Unit (PMU) and recruiting the following key staff members whose respective qualifications and terms of reference would have been considered acceptable to the Bank: (i) within the PMU National Coordination in Bangui: (a) Coordinator; (b) Accounting Officer; (c) Procurement Specialist; and (d) Administrative and Financial Officer; and (ii) within each of the PMU branches located in Sibut and Bambari: an Assistant Accounting Officer (§4.1.1).
- (ii) Provide the Bank with a copy of the order issued by the MADR to extend the mandate of the Joint National Steering Committee of PADECAS and PREPAS to PARSANKO (§4.1.4).

5.2.3 Other conditions: the Borrower shall in addition: (i) transmit to the Bank for approval, no later than six months after the first disbursement of the resources of both grants, the PADECAS Manual of Administrative, Accounting and Financial Procedures updated to incorporate the specificities of PARSANKO; (ii) transmit to the Bank for approval, no later than three months after the first disbursement of the resources of both grants, the Project Implementation Team Coordinator's performance contract; and (iii) undertake to implement the Environmental and Social Management Plan (ESMP) and to provide, in a form acceptable to the Bank, quarterly reports on the status of its implementation.

5.2.4 *Conditions for Bank intervention*: project implementation shall be subject to the following E&S requirements: (i) submission of ESIA's with site-specific ESMPs prepared in accordance with the ESMF and the Bank's Safeguards Policies, considered satisfactory to the Bank in substance and in form; (ii) submission of satisfactory evidence of approval and publication of the said ESIA's/ESMPs by the Borrower's competent national authority, as well as inclusion of E&S requirements in BDs and contracts prior to the commencement of works on the road sections concerned; and (iii) for lots involving resettlement, in addition to the aforementioned condition, the Borrower shall, prior to the commencement of works, submit an Abbreviated Resettlement Action Plan (ARAP) considered satisfactory to the Bank in substance and in form and evidence of its validation/publication (by the Borrower's competent national authority), payment of compensation to and, where applicable, resettlement of affected persons as well as evidence of establishing a Complaints Management Mechanism.

5.3 Compliance with Bank Policies: The project complies with all applicable Bank policies.

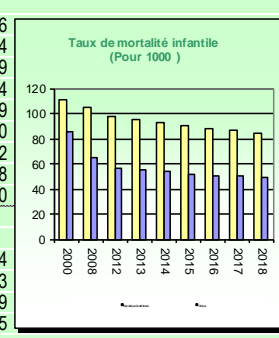
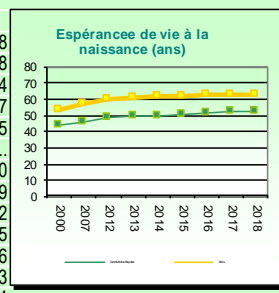
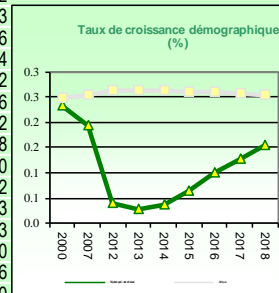
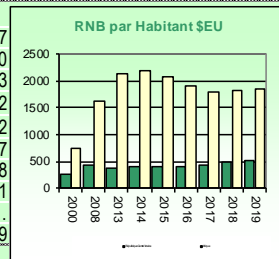
VI. RECOMMENDATION

Management recommends that the Boards of Directors approve the proposal to award a UA 8 million ADF grant and a USD 13.9 million (UA 10.08 million) GAFSP grant to the Central African Republic for the purpose and under the conditions set forth in this report.

Annex 1: Socio-economic Indicators

République Centrafricaine INDICATEURS SOCIO-ECONOMIQUES COMPARATIFS

	Année	république Centrafricaine	Afrique Centrale	Afrique	Pays en Dévelop- pement
Indicateurs de Base					
Superficie ('000 Km ²)	2019	623	5 365	30 067	94 797
Population totale (millions)	2019	4,7	142,3	1 306,3	6 384,0
Population urbaine (% of Total)	2019	42,5	46,3	43,3	50,3
Densité de la population (au Km ²)	2019	7,6	27,1	44,5	69,2
Revenu national brut (RNB) par Habitant (\$ EU)	2019	520	924	1 843	5 102
Participation de la Population Active *- Total (%)	2019	72,0	67,0	63,2	60,7
Participation de la Population Active ** - Femmes (%)	2019	64,4	63,1	54,6	45,8
Rapport de Masculinité (hommes pour 100 femmes)	2019	98,3	100,0	99,8	107,1
Indice de développement humain (rang sur 189 pays)	2018	188
Population vivant en dessous de 1,90 \$ par Jour (%)	2007-18	66,3	56,1	35,6	11,9
Indicateurs Démographiques					
Taux d'accroissement de la population totale (%)	2019	1,7	3,0	2,7	1,2
Taux d'accroissement de la population urbaine (%)	2019	2,9	4,2	3,6	2,3
Population âgée de moins de 15 ans (%)	2019	43,9	45,0	40,6	27,6
Population âgée de 15-24 ans	2019	22,0	19,4	19,3	16,4
Population âgée de 65 ans et plus (%)	2019	2,8	2,9	3,5	7,2
Taux de dépendance (%)	2019	87,7	91,8	78,7	54,6
Population féminine de 15 à 49 ans (%)	2019	23,4	22,8	24,2	25,2
Espérance de vie à la naissance - ensemble (ans)	2019	53,3	59,7	63,5	70,8
Espérance de vie à la naissance - femmes (ans)	2019	55,5	61,2	65,3	73,0
Taux brut de natalité (pour 1000)	2019	35,1	39,0	33,0	20,2
Taux brut de mortalité (pour 1000)	2019	12,0	9,5	8,0	7,3
Taux de mortalité infantile (pour 1000)	2018	84,5	64,6	48,7	31,3
Taux de mortalité des moins de 5 ans (pour 1000)	2018	116,5	88,6	70,2	42,0
Indice synthétique de fécondité (par femme)	2019	4,6	5,4	4,4	2,6
Taux de mortalité maternelle (pour 100000)	2017	829,0	559,8	432,3	230,0
Femmes utilisant des méthodes contraceptives (%)	2019	26,2	25,5	39,1	61,7
Indicateurs de Santé et de Nutrition					
Nombre de médecins (pour 100000 habitants)	2010-18	7,2	8,9	33,4	121,8
Nombre d'infirmières et sages-femmes (pour 100000 habitants)	2010-18	20,6	78,0	107,8	240,8
Naissances assistées par un personnel de santé qualifié (%)	2010-18	40,0	69,7	62,9	79,4
Personnes utilisant au moins des ser. de base en eau potable (% Pp)	2016	46,3	48,1	66,3	87,7
Personnes utilisant au moins des ser. de base d'assainissement (%)	2016	25,3	23,5	40,3	68,5
Pourcent. d'adultes de 15-49 ans vivant avec le VIH/SIDA	2018	3,6	1,7	3,4	...
Incidence de la tuberculose (pour 100000)	2018	540,0	287,5	202,3	154,0
Enfants vaccinés contre la tuberculose (%)	2018	74,0	80,6	81,4	84,9
Enfants vaccinés contre la rougeole (%)	2018	49,0	71,7	76,1	85,2
Insuffisance pondérale des moins de 5 ans (%)	2010-17	23,5	21,9	17,5	14,5
Prévalence de retard de croissance	2010-17	40,7	39,2	34,0	23,6
Prévalence de la malnutrition (% de pop.)	2017	59,6	25,39	18,49	12,3
Dépenses de santé courantes (en % du PIB)	2017	5,8	4,0	5,6	5,4
Indicateurs d'Education					
Taux brut de scolarisation au (%)					
Primaire - Total	2010-19	102,0	104,4	100,1	103,6
Primaire - Filles	2010-19	89,4	101,5	98,1	102,4
Secondaire - Total	2010-19	17,1	45,2	52,4	71,9
Secondaire - Filles	2010-19	13,8	36,9	50,3	71,4
Personnel enseignant féminin au primaire (% du total)	2010-18	19,1	34,0	48,6	62,9
Alphabétisme des adultes - Total (%)	2010-18	37,4	70,2	66,9	84,0
Alphabétisme des adultes - Hommes (%)	2010-18	49,5	79,3	70,8	88,2
Alphabétisme des adultes - Femmes (%)	2010-18	25,8	61,2	60,0	79,8
Dépenses publiques d'éducation (% du PIB)	2010-18	1,1	2,4	4,7	4,0
Indicateurs d'Environnement					
Terres arables (en % de la superficie totale)	2016	2,9	4,0	8,0	11,4
Terres agricoles (% superficie des terres)	2016	8,2	20,4	38,2	38,3
Forêts (en % pourcentage de la superficie totale)	2016	35,6	46,6	13,2	31,9
Emissions du CO2 par habitant (tonnes métriques)	2014	0,1	0,2	1,2	3,5



Source : Base des données du Département des Statistiques de la BAD;

dernière mise à jour:

Octobre 2020

Banque Mondiale WDI; ONUSIDA; UNSD; OMS, UNICEF, PNUD, Rapports nationaux.

Notes: n.a. Non Applicable; ... : Données non disponibles. * Participation à la population active, total (% de la population totale âgée de 15+)

** Participation à la population active, femmes (% de la population féminine âgée de 15+)

Annex 2: Bank's Active Portfolio in CAR (June 2020)

IATI Identifier	Sector	Name	Commitment in UA	Approval Date
46002-P-CF-K00-008	Multisector	Administration and Non-State Actors Capacity Building Project (PRECANE)	1 000 000	27 March 2019
46002-P-CF-A00-003	Agriculture and Rural Development	Savannah-Based Agricultural Value Chains Development Support Project (PADECAS)	8 280 000	22 Oct. 2018
46002-P-CF-IE0-006	Social	Additional Grants to the Support Programme for the Reconstruction of Grassroots Communities– Phase I	6 239 997	2 May 2018
46002-P-CF-GB0-002	Communication	Central Africa Backbone (CAB) Project – CAR Component	13 216 000	15 Dec. 2017
46002-P-CF-AA0-011	Agriculture and Rural Development	Project to Support Value Chains Development and Youth Entrepreneurship Promotion in the Agricultural and Agribusiness Sector (PASTAC-PEJA)	998 523	8 Aug. 2017
46002-P-CF-E00-009	Water Supply and Sanitation	First Sector Sub-Programme for Drinking Water and Sanitation in Bangui and Surrounding Rural Areas –Additional Project in Mambéré-Kadéï, Nana-Mambéré and Ouham Prefectures	3 923 300	5 Dec. 2016
46002-P-CF-IE0-004	Social	Support Programme for the Reconstruction of Grassroots Communities – Phase I	15 015 465	24 June 2015
46002-P-CF-E00-005	Water Supply and Sanitation	First Sector Sub-Programme for Drinking Water Supply and Sanitation in Bangui and Four Prefectures	9 762 411	24 Oct. 2012

Annex 3: Main Agricultural Projects Funded by Development Partners

The Central African Republic (CAR) is a very fragile state in a post-conflict situation. Most of the country's technical and financial partners (TFPs) are still investing mainly in the rehabilitation of infrastructure and emergency distribution of food to vulnerable populations. However, many of them are now designing or launching new intervention strategies, programmes and projects geared towards sustainable development by seeking complementarities with emergency humanitarian assistance. Such is the case of the Resilience, Food and Nutrition Support Project in Kémo and Ouaka Prefectures (PARSANKO) and the Savannah-Based Agricultural Value Chains Development Support Project (PADECAS) which is already under implementation. The on-going operations of the key TFPs are described below.

- (i) The African Development Bank (AfDB) is financing two operations in the agricultural sector, namely: the Savannah-Based Agricultural Value Chains Development Support Project (PADECAS) and Studies on the Design of the Project to Support Value Chains Development and Youth Entrepreneurship Promotion in the Agricultural and Agribusiness Sector (PASTAC-PEJA). PADECAS, which is worth USD 31.22 million, is co-financed by the AfDB to the tune of USD 11.68 million (37.4%), IFAD (through PREPAS) for USD 18 million (57.7%) and the Government of the Central African Republic for USD 1.53 million (4.9%). It complements the IFAD-funded Project to Revive Agro-pastoral Production in the Savannah (PREPAS) and comprises three components, namely: (i) Development of Agricultural and Livestock Sub-sectors; (ii) Institutional Support to the Agricultural Sector; and (iii) Project Coordination and Management. The project runs from 2019 to 2023 and covers the Lobaye, Ombella-Mpoko and Ouham-Péndé Prefectures. It targets about 60 000 households and more than 500 000 direct beneficiaries.

The development objective of PASTAC-PEJA, whose cost is estimated at UA 998 523, is to contribute to transforming CAR's agriculture by developing value chains in promising sub-sectors and supporting young agricultural entrepreneurs in developing thriving businesses. Specifically, the project aims to (i) prepare a Strategy for the Transformation of CAR's Agriculture and Promotion of Youth Entrepreneurship in the Agricultural and Agrobusiness Sectors (STAC-PEJA); and (ii) formulate an implementation support project (PASTAC-PEJA) for Bank financing. During the design of this pilot project, the prefectures of Mambéré-Kadéï and Sangha-Mbaéré in the south-western part of CAR were selected as target areas.

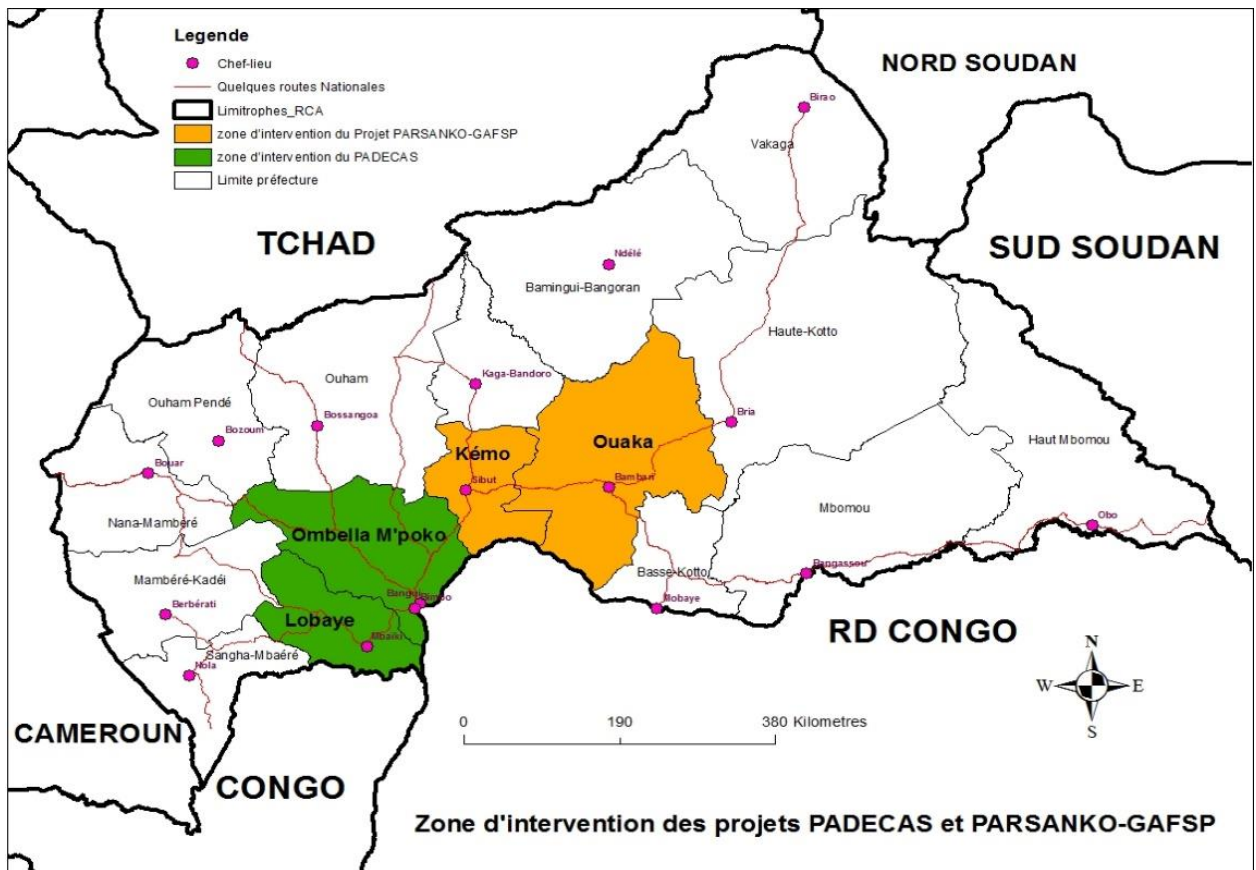
- (ii) The International Fund for Agricultural Development (IFAD) is financing the Project to Revive Agro-pastoral Production in the Savannah (PREPAS) in the three prefectures of Nana-Mambéré (Bouar and Baoro), Ouham (Bozoum and Bossemptélé) and Ombella-M'Poko (Yaloké). The project's development objective is to strengthen the socio-economic development framework and revive crop and livestock production using approaches that take climate change into account. It targets about 30 000 households¹¹ and 240 000 beneficiaries. IFAD's financing is USD 25.0 million, corresponding to 86.1% of the total project cost comprising two successive allocations of USD 12.4 million (2016-2018) and USD 12.6 million (2019-2021) respectively. The Government and the beneficiaries will contribute the rest of the financing.

¹¹ An estimated average of 8 persons per household was observed during meetings.

- (iii) The World Bank (WB) is financing the Agriculture Recovery and Agribusiness Development Project (PRADAC) in Ouham and Ouham-Pendé Prefectures, Bamingui-Bangoran, Vakaga and Bangui and its environs and Bambari and its environs. The objective of PRADAC, which is worth USD 25 million, is to increase the agricultural productivity of smallholder farmers and promote micro, small- and medium-size agro-industrial enterprises, as well as provide a rapid and effective crises and emergency response. It has four components, namely: (i) Development of Production Infrastructure and Competencies for Agriculture and Rural Entrepreneurship; (ii) Improvement of Public Infrastructure; (iii) Project Management; and (iv): Contingency Response. The main project beneficiaries are 20 000 small farm households in peri-urban areas, about 40 micro-, small- and medium-size agribusinesses, and 600 farmers groups (associations or cooperatives).
- (iv) The European Union (EU) intervenes mainly through the Bêkou Trust Fund to finance its projects in the Central African Republic. This instrument links emergency aid to rehabilitation and development and, thus, avoids the disruption and fragmentation of responses provided. The EU is financing more than 15 projects in CAR in 2020 (food aid, emergency shelter, access to health care, water, hygiene and sanitation, short-term livelihoods as well as agricultural support, education and protection) for a total of EUR 22.7 million (CFAF 14.24 billion). To respond to the country's growing humanitarian needs and additional fragility created by the Coronavirus pandemic, it is providing a supplementary contribution of EUR 5 million (CFAF 3.29 billion).
- (v) The World Food Programme (**WFP**) organizes the procurement of maize (Baoro) for school canteens and "food for work" or "cash for work" actions, particularly for the maintenance of agricultural feeder roads (labour-intensive work). It also provides cash transfers to refugees, displaced persons, returnees and host communities affected by the crisis. In addition, the WFP implements a comprehensive food supplementation programme to prevent moderate acute malnutrition in children aged 6-23 months, and provides a package of services to prevent and treat malnutrition in children aged 6-59 months with moderate acute malnutrition and in pregnant and lactating girls and women.
- (vi) The Food and Agriculture Organization of the United Nations (**FAO**) is implementing many projects, some of which cover the prefectures where PARSANKO will be implemented, within the framework of the implementation of its Country Programming Framework (CPP). The lessons learned from the projects, particularly regarding the identification and targeting of the beneficiaries of kits distributed, as well as the supply of seeds and farm implements, will be very useful in fine-tuning PARSANKO's operating strategy. The projects include:
 - (a) The OSRO/CAF/903/UK project financed by the Department for International Development (DFID) to the tune of USD 6048000 for the 2019-2023 period. The objective of this project is to contribute to restoring and strengthening the livelihoods and resilience of 48 500 vulnerable farm households affected by the resurgence of political and security crises in some regions of the Central African Republic, through the revival of agricultural production: distribution of inputs directly to 17 000 households; provision of vouchers to 25 000 households for the purchase of inputs of their choice through input fairs; and development of "Cash for Work" activities to strengthen Village Savings and Loan Associations (AVECs).

- (b) The UNJP/CAF/019/PBF project financed to the tune of USD 1500000 for a period of 18 months (December 2019 to May 2021), to “strengthen the rehabilitation and reintegration of women and girls through climate change resilient agriculture for peace and reconciliation in post-conflict CAR”. The direct beneficiaries of this project are 1 000 households.
- (c) The TCP/CAF/3702 project for USD 200 000 and lasting 18 months (December 2019 to May 2021) to “support the resilience of transhumant pastoral women by reviving the dairy sub-sector and the local processing of milk and cattle dairy products for about 500 women by organizing and training women milk processing operators in best milk processing practices; setting up cheese units; and promoting the resilience fund “CdR” approach within groups.
- (d) The TCP/CAF/3705 project which seeks to "support the improvement of the integrated fisheries and fish farming value chain in the Central African Republic". This project which is financed by FAO for a total amount of USD 265 000 from 2020 to 2021 aims to restore and strengthen the production and processing capacity of 300 fishermen and 400 fish farmers; strengthen the conservation and marketing capacity of 300 fishmongers; and promote techniques of integrating market gardening activities with fish farming among 400 fish farmers. The direct beneficiaries of this project are 1 000 households.
- (e) The TCP/CAF/3706 project whose objective is to “support for the integrated development of growth agro-pastoral value chains for the economic reintegration of vulnerable youth in post-conflict situations in the Central African Republic”, financed by FAO at a total cost of USD 303 000. This project aims to facilitate the creation of conditions for introducing a local agribusiness model by developing value chains that will improve food and nutrition security and the economic integration of young people. The project will directly benefit 1 000 unemployed vulnerable young people (50% men and 50% women) in targeted areas (Bossangoa, Sibut, Bangui and its environs). The main domains concerned are market gardening, pig breeding units, and agricultural product processing units.

Annex 4: Map of Project Area



Annex 5: ENVIRONMENTAL AND SOCIAL COMPLIANCE NOTE (ESCON)¹²

A. Basic Information

Project Title: Resilience, Food and Nutrition Security Support Project in Kémo and Ouaka Prefectures (PARSANKO)		Project SAP code: P-CF-AAO-010
Country: CAR	Lending Instrument¹³: DI <input checked="" type="checkbox"/> FI <input type="checkbox"/> CL <input type="checkbox"/> BS <input type="checkbox"/> GU <input type="checkbox"/> RPA <input type="checkbox"/> EF <input type="checkbox"/> RBF <input type="checkbox"/>	
Project Sector: AHAI	Task Team Leader: Laajli KHALED	
Appraisal date: 30 Sept-5th October 2020	Estimated Board Date: November 2020	
Environmental Safeguards Officer: xxx	Social Safeguards Officer: Patrice HORUGAVYE	
Environmental and Social Category: 2	Operation type: SO <input checked="" type="checkbox"/> NSO <input type="checkbox"/> PBO	
Is this project processed under rapid responses to crises and emergencies?	Yes <input type="checkbox"/> No <input checked="" type="checkbox"/>	
Is this project processed under a waiver to the Integrated Safeguards System?	Yes <input type="checkbox"/> No <input checked="" type="checkbox"/>	

B. Disclosure and Compliance Monitoring

B.1. Mandatory disclosure

Environmental Assessment/Audit/System/Others (specify: ESMF)	
Was/were the document (s) disclosed <i>prior to appraisal</i> ?	Yes <input checked="" type="checkbox"/> No <input type="checkbox"/> NA <input type="checkbox"/>
Date of "in-country" disclosure by the borrower/client	September 29 th , 2020
Date of receipt, by the Bank, of the authorization to disclose	September 29 th , 2020
Date of disclosure by the Bank	September 30 th , 2020
Resettlement Action Plan/Framework/Others (specify:)	
Was/were the document (s) disclosed <i>prior to appraisal</i> ?	Yes <input type="checkbox"/> No <input type="checkbox"/> NA <input checked="" type="checkbox"/>
Date of "in-country" disclosure by the borrower/client	NA
Date of receipt, by the Bank, of the authorization to disclose	NA
Date of disclosure by the Bank	NA
Vulnerable Peoples Plan/Framework/Others (specify:)	
Was/were the document(s) disclosed <i>prior to appraisal</i> ?	Yes <input type="checkbox"/> No <input type="checkbox"/> NA <input checked="" type="checkbox"/>
Date of "in-country" disclosure by the borrower/client	NA
Date of receipt, by the Bank, of the authorization to disclose	NA
Date of disclosure by the Bank	NA
If in-country disclosure of any of the above documents is not expected, please explain why: NA	

B.2. Compliance monitoring indicators

Have satisfactory calendar, budget and clear institutional responsibilities been prepared for the implementation of measures related to safeguard policies?	Yes <input checked="" type="checkbox"/> No <input type="checkbox"/> NA <input type="checkbox"/>
Have costs related to environmental and social measures, including for the running of the grievance redress mechanism, been included in the project cost?	Yes <input checked="" type="checkbox"/> No <input type="checkbox"/> NA <input type="checkbox"/>



¹²Note: This ESCON shall be appended to project appraisal reports/documents before Senior Management and/or Board approvals.

¹³DI=Direct Investment; FI=Financial Intermediary; CL=Corporate Loan; BS=Budget Support; GU=Guarantee; RPA=Risk Purchase Agreement; EF=Equity Financing; RBF=Results Based Financing.

Is the total amount for the full resettlement of affected people, as integrated in the total project cost, effectively been mobilized and secured?	Yes <input type="checkbox"/> No <input checked="" type="checkbox"/> NA <input type="checkbox"/>
Does the Monitoring and Evaluation system of the project include the monitoring of safeguard impacts and measures related to safeguard policies?	Yes <input checked="" type="checkbox"/> No <input type="checkbox"/> NA <input type="checkbox"/>
Have satisfactory implementation arrangements been agreed with the borrower and the same been adequately reflected in the project legal documents?	Yes <input checked="" type="checkbox"/> No <input type="checkbox"/> NA <input type="checkbox"/>

C. Clearance

Is the project compliant to the Bank's environmental and social safeguards requirements, and to be submitted to the Board? Yes No

<i>Prepared by:</i>	<i>Name</i>	<i>Signature</i>	<i>Date</i>
Environmental Safeguards Officer:	-		
Social Safeguards Officer:	Patrice HORUGAVYE		6 Oct. 2020
Task Team Leader:	Laajli KHALED		9 Oct. 2020
<i>Submitted by:</i>			
Sector Director:	Martin FREGENE		12/10/2020
<i>Cleared by:</i>			
Director SNSC:	Maman-Sani ISSA		12/10/2020

Annex 6: Project Costs and Sources of Financing

Central African Republic

Support Project for Strengthening Resilience and Food and Nutrition Security in the Prefectures of

Table 1.1. Improvement of access to agricultural services

Detailed Costs

(*) Including Contingencies

I. Investment Costs

A. Applied research (ICRA)

	Unit	Quantities Total	Contingencies excluded		(US\$) Total (*)	Expenditures by Financiers (US\$)			Beneficiaries
			Unit Cost (CFAF)	Unit Cost (US\$)		Government	BAD	GAFSP	
Lot of technical equipment for research	lumpsum	1	4,955,500	8,500	9 043	0	-	9 043	-
Establishment of an <i>in vitro</i> culture laboratory	lumpsum	1	23,320,000	40,000	43 683	-	-	43 683	-
Preparation/printing of technical factsheets	lot	13	2,040,500	3,500	50 161	0	-	50 161	-
Setting up of field trials	lumpsum	550	116,600	200	124 528	0	-	124 528	-
Production of pre-base seeds and other plant material	lumpsum	5	17,490,000	30,000	168 275	0	-	168 275	-
Office equipment	lot	3	583,000	1,000	3 192	0	-	3 192	-
IT equipment	lot	3	1,166,000	2,000	6 383	0	-	6 383	-
All-terrain vehicle	unit	1	24,486,000	42,000	44 684	-	-	44 684	-
M Motorcycle	unit	6	1,749,000	3,000	19 150	-	-	19 150	-
Subtotal					469 100	0	-	469 100	-

B. PO structuring

Service provider in PO training, structuring, leadership, and coaching (NGO or CF)	year	3	23,200,000	39,794	127 809	-	-	127 809	-
Training workshop for ACDA/ANDE leaders and employees	session	42	1,020,250	1,750	79 614	-	-	79 614	-
PO action plan preparation and monitoring workshop	session	30	1,020,250	1,750	56 980	-	-	56 980	-
Subtotal					264 402	-	-	264 402	-

C. Sales and agricultural department with Palme d'Or umbrella company

1. Supervision equipment

Motorcycles for moving around	unit	2	650,045	1,115	2 373	-	2 373	-	-
-------------------------------	------	---	---------	-------	-------	---	-------	---	---

2. Equipment for clearing

Caterpillar Bulldozer	unit	1	63,000,000	108,062	114 967	-	114 967	-	-
Wheel-loader (950F or 960FD bucket)	unité	1	63,000,000	108,062	114 967	-	114 967	-	-
Subtotal					229 934	-	229 934	-	-

3. Tillage equipment

Agricultural tractors with accessories	unit	3	32,800,000	56,261	179 568	0	179 568	-	-
--	------	---	------------	--------	---------	---	---------	---	---

4. Inputs and marketing

Breaking of 10,000 ha. of land	ha	10 000	8,745	15	167 499	0	-	-	167 499
Truck collection of products	lumpsum	12	19,433,333	33,333	461 467	0	-	-	461 467
Input supply organisation and logistics	lumpsum	5	20,405,000	35,000	196 320	0	-	-	196 320
Subtotal					825 287	0	-	-	825 287

Subtotal

Subtotal					1 237 161	0	411 874	-	825 287
-----------------	--	--	--	--	-----------	---	---------	---	---------

Central African Republic

Support Project for Strengthening Resilience and Food and Nutrition Security in the Prefectures c

Table 1.1. Improvement of access to agricultural services

Detailed Costs

(*) Including Contingencies

	Unit	Quantities Total	Contingencies excluded		(US\$) Total (*)	Expenditures by Financiers (US\$)			Beneficiaries
			Unit Cost (CFAF)	Unit Cost (US\$)		Government	BAD	GAFSP	
D. Farner field schools (FFS)									
Start-up support service provider	lumpsum	5	2,915,000	5,000	25,623	-	-	25,623	-
Logistics for training of trainers workshop/a	session	5	3,498,000	6,000	31,426	-	-	31,426	-
FFS sensitisation and organisation workshop	session	23	583,000	1,000	24,571	0	-	24,571	-
Initial allocations of equipment, implements, inputs and revolving fund per FFS /b	FFS	750	233,200	400	336,438	0	-	336,438	-
Technical delegates (TD) training and retraining workshop	FFS	200	87,450	150	32,558	0	-	32,558	-
Subtotal					450,616	0	-	450,616	-
E. Training and deployment of field officers and workers (ACDA, ANDE)									
1. ACDA									
All-terrain vehicle for prefectural branches	unit	2	24,486,000	42,000	89,368	-	-	89,368	-
Technical equipment for workers	lot	80	100,000	172	15,038	0	-	15,038	-
Office materials for ACDA workers	lot	80	583,000	1,000	87,672	0	-	87,672	-
Motorcycle	unité	40	1,749,000	3,000	129,359	0	-	129,359	-
Subtotal					321,437	0	-	321,437	-
2. ANDE									
All-terrain vehicle for prefectural branches	unité	2	24,486,000	42,000	89,368	-	-	89,368	-
Technical equipment for workers	lot	45	100,000	172	8,456	0	-	8,456	-
Office materials for ANDE workers	lot	45	583,000	1,000	49,296	-	-	49,296	-
Motorcycle	unit	25	1,749,000	3,000	81,061	-	-	81,061	-
Products for veterinary pharmacies	lot	20	583,000	1,000	21,903	0	-	21,903	-
Subtotal					250,083	0	-	250,083	-
3. Common to ACDA and ANDE									
Rental/rehabilitation of joint offices in municipalities and prefectural branches	number	20	10,000,000	17,153	374,950	-	-	374,950	-
IT equipment for prefectural branches	lot	4	2,000,000	3,431	14,599	-	-	14,599	-
Office materials for prefectural branches	lot	4	583,000	1,000	4,256	-	-	4,256	-
Subtotal					393,804	-	-	393,804	-
Subtotal					965,324	0	-	965,324	-

Central African Republic

Support Project for Strengthening Resilience and Food and Nutrition Security in the Prefectures

Table 1.1. Improvement of access to agricultural services

Detailed Costs

(*) Including Contingencies

	Unit	Quantities Total	Contingencies excluded		(US\$) Total (*)	Expenditures by Financiers (US\$)				
			Unit Cost (CFAF)	Unit Cost (US\$)		Government	BAD	GAFFSP	Beneficiaries	
F. Support for Access to factors of production										
1. Installation and financing plan for new local operators										
Feasibility study and installation plan for new local operators	Number	10	2,332,000	4,000	42,596	-	-	42,596	-	-
Organisation of input and agricultural equipment fairs in rural municipalities	session	39	600,000	1,029	43,706	0	-	43,706	-	-
Extension of voucher system coverage /c	beneficiaries	25,000	21,587	37	1,002,946	-	-	1,002,946	-	-
Subtotal					1,089,248	0	-	1,089,248	-	-
2. Input shops										
Contribution to the construction/rehabilitation of input shops	unit	25	1,000,000	1,715	47,365	0	-	47,365	-	-
Support for the establishment and use of input shops (initial stock)	Number	25	1,500,000	2,573	70,991	0	-	70,991	-	-
Subtotal					118,356	0	-	118,356	-	-
3. Seeds and seedlings										
Service provider to supervise the relaunching of seed and seedling production	LS/year	10	2,332,000	4,000	42,644	-	-	42,644	-	-
Customised nursery start-up training,	session	7	1,000,000	1,715	12,757	-	-	12,757	-	-
Multiplier techniques for plant material in nurseries, and marketing of seedlings	nursery	25	1,500,000	2,573	71,746	0	-	71,746	-	-
Equipment for establishing nurseries in villages					127,147	0	-	127,147	-	-
Subtotal					127,147	0	-	127,147	-	-
4. Local artisanal manufacturers of agricultural materials										
Selection and technical training (forge, welding, iron and timber work etc.)	session	10	874,500	1,500	15,973	0	-	15,973	-	-
Support for installation of trained local artisanal workers	LS per art. Worker	110	300,000	515	64,071	0	-	64,071	-	-
Subtotal					80,045	0	-	80,045	-	-
5. Community animal health workers										
Training for installation of community veterinary pharmacy	lumpsum	10	874,500	1,500	15,937	0	-	15,937	-	-
Specific training for community animal health worker	session	10	437,250	750	7,856	-	-	7,856	-	-
Kit for community animal health workers	lumpsum	100	100,000	172	18,834	-	-	18,834	-	-
Start-up stock (in medicinal products)	lumpsum	100	87,450	150	16,470	0	-	16,470	-	-
Vaccination campaigns	lumpsum	5	10,202,500	17,500	98,160	0	-	98,160	-	-
Subtotal					157,258	0	-	157,258	-	-
Subtotal					1,572,053	0	-	1,572,053	-	-
G. Support to prefectural chamber of agriculture										
Office rehabilitation/construction	number	1	58,300,000	100,000	112,223	0	-	112,223	-	-
All-terrain vehicle for prefectural branch	number	1	24,486,000	42,000	47,084	-	-	47,084	-	-
IT equipment	number	3	1,166,000	2,000	6,726	0	-	6,726	-	-
Subtotal					166,032	0	-	166,032	-	-
Total Investment Costs					5,124,688	0	411,874	3,887,527	825,287	-

Central African Republic

Support Project for Strengthening Resilience and Food and Nutrition Security in the Prefectures c

Table 1.1. Improvement of access to agricultural services

Detailed Costs

(*) Including Contingencies

II. Recurrent Costs

A. ICRA applied research

Per diem and facilitation for researchers /d

Unit	Quantities Total	Contingencies excluded		(US\$) Total (*)	Expenditures by Financiers (US\$)			
		Unit Cost (CFAF)	Unit Cost (US\$)		Government	BAD	GAFSP	Beneficiaries
Team	10	2,332,000	4,000	42,644	-	-	42,644	-
Fees for technical workers/surveyors /e	70	874,500	1,500	111,680	0	-	111,680	-
Operation of researchers' team	4	4,955,500	8,500	36,456	-	-	36,456	-
Subtotal				190,780	0	-	190,780	-

nombre

nombre	70	874,500	1,500	111,680	0	-	111,680	-
--------	----	---------	-------	---------	---	---	---------	---

Operation of researchers' team

lumpsum	4	4,955,500	8,500	36,456	-	-	36,456	-
---------	---	-----------	-------	--------	---	---	--------	---

Subtotal

				190,780	0	-	190,780	-
--	--	--	--	---------	---	---	---------	---

B. Farmer Field Schools (FFS)

Per diem for technical delegates (TD)

NUMBER	2,150	87,450	150	352,387	0	-	352,387	-
--------	-------	--------	-----	---------	---	---	---------	---

C. Training and deployment of field officers and workers (ACDA, ANDE)

1. ACDA

Operation of ACDA field workers

lumpsum	270	750,000	1,286	379,336	-	-	379,336	-
---------	-----	---------	-------	---------	---	---	---------	---

Operation of ACDA prefectural directorates

lumpsum	9	2,915,000	5,000	48,552	-	-	48,552	-
---------	---	-----------	-------	--------	---	---	--------	---

Subtotal

				427,888	-	-	427,888	-
--	--	--	--	---------	---	---	---------	---

2. ANDE

Operation of ANDE field workers

lumpsum	150	750,000	1,286	210,932	-	-	210,932	-
---------	-----	---------	-------	---------	---	---	---------	---

Operation of ANDE prefectural directorates

lumpsum	9	2,915,000	5,000	48,552	-	-	48,552	-
---------	---	-----------	-------	--------	---	---	--------	---

Subtotal

				259,484	-	-	259,484	-
--	--	--	--	---------	---	---	---------	---

Subtotal

				687,373	-	-	687,373	-
--	--	--	--	---------	---	---	---------	---

D. Support for factors of production

1. Seeds and seedlings

Operating costs of field mission (ONASEM) to support seed certification

lumpsum	5	5,000,000	8,576	45,988	0	-	45,988	-
---------	---	-----------	-------	--------	---	---	--------	---

Total Recurrent Costs

				1,276,528	0	-	1,276,528	-
--	--	--	--	-----------	---	---	-----------	---

Total

				6,401,216	0	411,874	5,164,055	825,287
--	--	--	--	-----------	---	---------	-----------	---------

\a for 3 weeks

\b 1 training session for 40 people every 2 weeks per group of TDs to be trained

\c procedures manual for the voucher system prepared as part of FAO TA

\d 1st year for 6 months, years 2,3,4 for 12 months. Team of 4 full-time researchers with a 200,000 F bonus per month to remain in the field.

\e First year no surveyor, years 2 to 4, an average of 20 surveyors with gross salaries of 150,000 per month for 6 months.

Central African Republic

Resilience, Food and Nutrition Security Support Project in the Prefectures of Kémo and Ouaka (PARS)

Table 1.2. Development of Production Infrastructure

Detailed Costs

(*) Including Contingencies

I. Investment Costs

A. Development of irrigation areas

Technical studies and monitoring of works (including environmental impacts)
 Development of market garden areas (including 100 ha by the NGO, KYBS)
 Development of rice-growing areas
 Training of water users' associations (WUAs)

Unit	Quantities Total	Contingencies excluded		(USD) Total (*)	Expenditures by Financiers (US\$)		
		Unit Cost (FCFA)	Unit Cost (USD)		Government	AfDB	Beneficiaries
étude	10	5,830,000	10,000	104 769	-	104 769	-
ha	175	2,915,000	5,000	982 151	0	422 325	559 826
ha	200	1,749,000	3,000	677 997	0	677 997	-
session	10	1,457,500	2,500	26 690	-	26 690	-
Subtotal				1 791 607	0	1 231 781	559 826

B. Transhumant cattle rearing infrastructure

Socio-organizer consultant (fees + work tools)
 Construction of drinking water points
 Construction of health facilities
 Organization of transhumance corridor
 Training of stockbreeders groups

pers.mois	18	2,332,000	4,000	75 017	-	75 017	-
number	25	5,830,000	10,000	282 110	0	282 110	-
number	15	4,081,000	7,000	117 862	0	117 862	-
fixed amount	3	2,915,000	5,000	16 837	-	16 837	-
session	6	1,457,500	2,500	16 059	0	16 059	-
Subtotal				507 885	0	507 885	-

C. Rural marketing roads

Technical studies and monitoring of works (including environmental impacts)
 Construction/rehabilitation
 Sensitization of mayors and municipal council services

km	300	87,450	150	48 281	-	48 281	-
number	300	5,830,000	10,000	3 374 649	0	3 374 649	-
session	5	1,457,000	2,499	13 305	0	13 305	-
Subtotal				3 436 234	0	3 436 234	-

D. Construction/rehabilitation/support of the Grimari and Bambari Training Centres

Technical studies and monitoring of works (including environmental impacts)
 Infrastructure of the CTDR of Grimari
 Furniture and equipment of the CTDR of Grimari
 Equipment and inputs for the youths trained at the JPN centre in Bambari

fixed amount	1	29,150,000	50,000	50 688	-	50 688	-
fixed amount	1	466,400,000	800,000	886 002	0	886 002	-
forfait	1	58,300,000	100,000	110 656	0	110 656	-
fixed amount	1	116,600,000	200,000	221 312	0	221 312	-
Subtotal				1 268 658	0	1 268 658	-

Total

7 004 385 0 6 444 559 559 826

Central African Republic

Resilience, Food and Nutrition Security Support Project in the Prefectures of Kémo and Ouaka

Table 1.3. Development of Agro-pastoral Products

Detailed Costs

(*) Including Contingencies

I. Investment Costs

A. Grouped storage

Post-harvest loss assessment studies /a

Unit	Quantities Total	Contingencies excluded		Expenditure by Financiers (USD)			
		Unit Cost (CFAF)	Unit Cost (USD)	(USD Total (*)	Government	AfDB	GAFFSP
forfait	2	2,333,700	4,003	8 572	0	-	8 572
Training in post-harvest loss limiting practices	20	1,020,250	1,750	37 719	-	-	37 719
Community drying area (including partnership w ith Fatière Palme d'Or) /b	30	2,915,000	5,000	168 375	0	-	168 375
Metal drying and storage silo	100	87,450	150	17 060	-	-	17 060
Collective storage w arehouse (15 w ith Fatière Palme d'Or and 5 others)	20	8,745,000	15,000	332 251	0	-	332 251
Subtotal				563 977	0	-	563 977

Training in post-harvest loss limiting practices

Community drying area (including partnership w ith Fatière Palme d'Or) /b

Metal drying and storage silo

Collective storage w arehouse (15 w ith Fatière Palme d'Or and 5 others)

Subtotal

B. Processing cooperative/group

Processing centre (cassava, groundnuts, milk, etc.)

centre	25	2,915,000	5,000	142 548	0	142 548	-
Threshing and shelling machines (partnership w ith Fatière Palme d'Or)	10	750,000	1,286	13 687	0	13 687	-
IGAs of youth and w omen's groups	50	874,500	1,500	84 982	0	84 982	-
Subtotal				241 216	0	241 216	-

Threshing and shelling machines (partnership w ith Fatière Palme d'Or)

IGAs of youth and w omen's groups

Subtotal

C. Marketing of agro-pastoral products

Marketing partnership/organization

nombre	20	1,166,000	2,000	43 418	0	43 418	-
Construction of collection points	30	874,500	1,500	51 181	0	51 181	-
Rural market	7	24,084,900	41,312	329 530	0	329 530	-
Subtotal				424 130	0	424 130	-

Construction of collection points

Rural market

Subtotal

Total

				1 229 323	0	665 346	563 977
--	--	--	--	-----------	---	---------	---------

ia in collaboration w ith ACDA officers and technical delegates

ib including the drying area shared w ith HUSAKA 10 and community 20

Central African Republic
Resilience, Food and Nutrition Security Support Project in the Prefectures of Kémo and Ouaka (PARSANKO)
Table 1.4. FAO Technical Assistance

Detailed Costs

(*) Including Contingencies

I. Investment Costs

A. FAO Technical Assistance

	Unit	Quantities	Unit Cost	Unit Cost	(USD)	Expenditure by Financiers (USD)
		Total	(CFAF)	(USD)	Total (*)	GAFSP
Resident international expert in support of the PMU for project start-up and development of approaches and tools, etc	pers. per month	39	6,996,000 [▼]	12,000	495 888	495 888
ITA for institutional support to ICRA, ACDA and ANDE	pers. per month	3	4,955,500 [▼]	8,500	26 819	26 819
ITA CEP/FEP (organization, upgrading, training of trainers, POs), structuring of POs	pers. per month	4	4,955,500 [▼]	8,500	35 422	35 422
ITA Resilience Fund, AVEC, training of literacy trainers	pers. per month	2	4,955,500 [▼]	8,500	17 952	17 952
ITA Coaching dev. Private and community agricultural services and voucher system	pers. per month	2	4,955,500 [▼]	8,500	18 202	18 202
M&E ITA and promotion of innovations	pers. per month	2	4,955,500 [▼]	8,500	18 460	18 460
National Thematic Advisor based in Sibut /a	pers. per month	78	1,457,500 [▼]	2,500	206 620	206 620
National Thematic Advisor based in Bambari /b	pers. per month	78	1,457,500 [▼]	2,500	206 620	206 620
Printing of guides, manuals, case studies, etc.	Number	6	1,020,250 [▼]	1,750	11 101	11 101
Organization of regional and sub-regional exchange visits	visits	2	4,955,500 [▼]	8,500	18 202	18 202
Four-w heel drive vehicle	unit	3	24,486,000 [▼]	42,000	134 052	134 052
Motorbike	unit	2	1,749,000 [▼]	3,000	6 383	6 383
Computer hardw are	batch	5	1,166,000 [▼]	2,000	10 639	10 639
Office equipment	batch	5	583,000 [▼]	1,000	5 320	5 320
Total Investment Costs					1 211 681	1 211 681

II. Recurrent Costs

A. FAO Technical Assistance

Functioning of national councillors /c	ff month	156	291,500 [▼]	500	82 734	82 734
Plane ticket and per diem allow ance for missions of ITAs	mission	15	2,332,000 [▼]	4,000	63 625	63 625
Drivers	pers. per month	108	360,000 [▼]	617	70 510	70 510
Per diem allow ance of TA in support of the CGP (TA + driver + any companion)	days per mission	210	52,470 [▼]	90	19 982	19 982
Per diem allow ance of national councillors in Bangui	days per mission	450	43,725 [▼]	75	35 848	35 848
Total Recurrent Costs					272 699	272 699
Total					1 484 379	1 484 379

^a CEP/FEP Specialist and M&E Specialist

^b Resilience Fund Specialist and Food Safety & Nutrition Specialist

^c Compensation in the area, telephone, vehicle and motorbike maintenance, etc.

Central African republic

Resilience, Food and Nutrition Security Support Project in the Prefectures of Kémo and Ouaka (PARSANKO)

Table 2.1. Scaling Up Resilience Funds

Detailed Costs

(*) Including Contingencies

I. Investment Costs

A. Village Savings and Loan Association (AVEC)

Training workshops on financial education and management, savings and loan, commitment compliance, etc.

Setting up of a union of village savings and loan associations

Subtotal

B. Functional literacy

Service provider specialized in the training of trainers (including skills supervision and assessment)

Fees for trainers

Development and reproduction of functional literacy tools according to PARSANKO's themes

Training workshop for literacy trainers

Bonus for literacy teachers

Batch of teaching materials

Subtotal

C. Agricultural Advisory Scheme

Leadership training service provider and community workers /a

Training workshops for community workers /b

Training workshop for community workers /c

Bonus for active community workers /d

Listening and discussion group workshop logistics put in place (type DIMITRA) /e

Sensitization campaign on hygiene and public health

Best practice inter-community exchange visits

Subtotal

Total

Unit	Quantities	Unit Cost	Unit Cost	Expenditures by Financiers (US\$)	
	Total	(CFAF)	(USD)	GAFAF	(*)
session	16	1,020,250	1,750		30 390
Nombre	2	583,000	1,000		2 170
					32 560
an	3,5	14,575,000	25,000		92 965
an	2,5	14,575,000	25,000		65 471
Nombre	12	2,915,000	5,000		62 936
session	6	8,745,000	15,000		94 189
Number	260	204,050	350		97 828
Group	100	174,900	300		33 110
					446 500
year	3,5	14,575,000	25,000		94 420
session	32	1,020,500	1,750		60 543
session	10	1,020,500	1,750		18 336
number of staff	300	204,050	350		113 429
group	300	116,000	199		66 340
session	700	29,150	50		38 210
number	17	495,550	850		15 797
					407 074
					886 134

/a same as the one recruited in 112- PO

/b Leadership, advocacy, conflict management, gender, environment, community facility management, etc.

/c On nutrition education, participation in agricultural sub-sectors, hygiene and health, gender, environment, etc.

/d On nutrition education, participation in agricultural sub-sectors, hygiene and health, gender, environment, etc.

/e Radio, flipchart, etc. to support initiated by leaders.

Central African Republic
 Support Project for Strengthening Resilience and Food and Nutrition Security in the Prefectures of Kémo and Ouaka
 Table 2.2. Promotion of nutrition and access to water and health

Detailed Costs

(*) Including Contingencies

I. Investment Costs

A. School canteens supplied with local products

	Unit	Quantities Total	Unit Cost (CFAF)	Unit Cost (US\$)	(US\$) Total (*)	GAFSP
Consultation for ranking of schools to be supported	lumpsum	1	2,915,000	5,000	5,069	5,069
Partner for support for the organisation of school canteens (WFP)	school	4	14,575,000	25,000	107,092	107,092
Training workshop for parent/teacher organisations and women's group in nutrition education and management of a	session	26	1,020,250	1,750	48,865	48,865
Infrastructure for a school canteen: kitchen (with improved stove), warehouse for storing foodstuffs, drinking water	school	80	2,332,000	4,000	352,061	352,061
school canteen equipment	school	80	291,500	500	44,052	44,052
Food purchases	school	250	2,332,000	4,000	1,130,188	1,130,188
School vegetable garden	school	75	583,000	1,000	85,381	85,381
Preparation of nutrition education strategy (recipe, approach and communication aids)	lumpsum	1	5,830,000	10,000	10,138	10,138
Cooking demonstrations for women with malnourished children	session	700	29,150	50	37,760	37,760
Communication for nutrition education	lumpsum	4	1,457,500	2,500	10,855	10,855

1,831,460 1,831,460

Subtotal

B. Rehabilitation and construction of drinking water points

Diagnostic, technical and social studies, works monitoring	lumpsum	1	58,300,000	100,000	102,769	102,769
Well or borehole construction/rehabilitation	number	125	6,413,000	11,000	1,526,865	1,526,865
Construction/rehabilitation of gravity-fed water supply	number	15	23,320,000	40,000	667,446	667,446
Training of user associations	number	11	2,915,000	5,000	58,879	58,879

2,355,960 2,355,960

Subtotal

C. Health centres constructed and equipped

Engineering design, works monitoring	lumpsum	1	5,830,000	10,000	10,277	10,277
Construction/rehabilitation	number	5	43,725,000	75,000	412,061	412,061
Lot of furniture for health centre	number	5	2,915,000	5,000	28,179	28,179
Lot of medical equipment	number	5	6,996,000	12,000	67,629	67,629
Training of management committee	session	3	2,915,000	5,000	16,059	16,059
Communication campaigns on certain health themes also involving also community workers and ACDA/ANDE workers	annual lumpsum	14	1,457,500	2,500	38,505	38,505

572,709 572,709

Subtotal

Total

4,760,128 4,760,128

^a pots, inox kettle, Coffee maker/thermos flask,skimmer, ladel, soup spoons, coffee spoons, mats, cups, bucket, jar, towels, oven, knives, serving bowls/dishes, serving jars, contingencies)

^b Health themes (hygiene, child health care and vaccinations, HIV AIDS, malaria and protection etc.)

Central African Republic

Support Project for Strengthening Resilience and Food and Nutrition Security in the Prefectures of Kémo and Ouaka

Table 2.3. Support for the development of rural entrepreneurship and improvement of employability

Detailed Costs

(*) Including Contingencies

I. Investment Costs

A. ILO technical assistance to adapt training supply to useful rural sector job requirements

	Unit	Quantities	Unit Cost	Unit Cost	(US\$)	Expenditures by Financiers (US\$)	
		Total	(CFAF)	(US\$)	Total (*)	BAD	Bénéficiaires
Inclusion of GYB, SYB and SIYB methodologies in training reference manuals	lumpsum	6	6,587,900	11,300	70,947	70,947	-
Inclusion of TREE methodologie in reference manuals of pilot establishments	lumpsum	2	8,103,700	13,900	29,356	29,356	-
Operationalisation of professional integration scheme	lumpsum	6	4,372,500	7,500	47,519	47,519	-
Local scheme for support to economic initiatives of youth and small-scael producers (local TREE committee) is established	lumpsum	1	37,895,000	65,000	67,253	67,253	-
Support to local private sector organisations for access by businesses and cooperatives to markets and information	lumpsum	8	10,056,750	17,250	146,219	146,219	-
Training and tools for officials of technical services and provincial divisions of ministries involved	lumpsum	3	4,858,333	8,333	25,576	25,576	-
Fees for business consultant for preparing business plan, financing facilitation, coaching in MSME management (with ILO	lumpsum	520	145,750	250	139,754	139,754	-
Subtotal					526,625	526,625	-

B. support to youth and women's enterprises and groups

1. KYBS NGO

a. Improve training in the agricultural sub-sector

Irrigation systems (drip, sprinler and by perforated pipes)	m2	10,000	700	1	12,777	12,777	-
Purchase of tractors and equipment	unit	1	32,000,000	54,889	58,396	58,396	-
Subtotal					71,173	71,173	-

b. Deploy training in the livestock sub-sector

Construction of a poultry training centre	m2	200	200,000	343	73,011	73,011	-
Establishment of a fish-farming training centre	m2	100	200,000	343	36,505	36,505	-
Subtotal					109,516	109,516	-

c. Deploy training in the feed production sub-sector

Establishment of a feed unit training centre	m2	50	150,000	257	13,689	13,689	-
Construction of warehouses	m2	200	150,000	257	54,758	54,758	-
Subtotal					68,447	68,447	-

d. Increase reception facilities on the Poto Poto site

Construction of a training room	m2	100	150,000	257	27,379	27,379	-
Construction of dormitories/canteens	m2	300	150,000	257	82,137	82,137	-
Construction of a mechanical/electrical borehole	lumpsum	1	6,400,000	10,978	11,682	11,682	-
Solar systems and site lighting	lumpsum	1	8,000,000	13,722	14,599	14,599	-
Subtotal					135,797	135,797	-

e. Materials and training kits for 500 youths

Pick up vehicle	unit	2	12,243,000	21,000	44,684	44,684	-
Motorised tricycles	unit	4	2,500,000	4,288	18,249	18,249	-
Training kit (tool: watering can, shovels, etc.)	lot	500	120,000	206	109,492	109,492	-
Subtotal					172,425	172,425	-

Subtotal					557,358	557,358	-
-----------------	--	--	--	--	---------	---------	---

Central African Republic

Support Project for Strengthening Resilience and Food and Nutrition Security in the Prefectures of Kémo and Ouaka

Table 2.3. Support for the development of rural entrepreneurship and improvement of employability

Detailed Costs

(*) Including Contingencies

C. Support to the establishment of MFI in the project area

	Unit	Quantities	Unit Cost	Unit Cost	(US\$)	Expenditures by Financiers (US\$)	
		Total	(CFAF)	(US\$)	Total (*)	BAD	Bénéficiaires
Procedures manual	lumpsum	1	8,745,000	15,000	15,206	15,206	-
Construction of the agency	lumpsum	1	23,320,000	40,000	42,565	-	42,565
Motorcycle	number	2	1,749,000	3,000	6,383	6,383	-
Other equipment.	lumpsum	1	7,828,500	13,428	14,286	14,286	-
Solar electric power supply, IT equipment	lumpsum	2	21,718,346	37,253	80,316	80,316	-
Office materials	lumpsum	1	3,542,636	6,077	6,465	6,465	-
Provision for guarantee/refinancing	lumpsum	2	200,000,000	343,053	759,219	379,609	379,609
Consultant specialising in monitoring agricultural sub-sector financing projects	pers.months	12	3,000,000	5,146	65,206	65,206	-
Development of partnership/union with AVECs-MFI/Bank	lumpsum	1	2,915,000	5,000	5,352	5,352	-
Support for the establishment of the mobile platform network	lumpsum	1	35,000,000	60,034	66,025	66,025	-
Subtotal					1,061,024	638,849	422,174
Total Investment Costs					2,145,006	1,722,832	422,174
II. Recurrent Costs							
A. ILO technical assistance to match training supply and useful rural job requirements							
Project personnel	lumpsum	24	3,563,588	6,113	155,063	155,063	-
Operating costs	lumpsum	2	37,166,250	63,750	134,768	134,768	-
Total Recurrent Costs					289,831	289,831	-
Total					2,434,837	2,012,663	422,174

Central African Republic

Support Project for Strengthening Resilience and Food and Nutrition Security in the Prefectures c

Table 3.1. Coordination

Detailed Costs

(*) Including Contingencies

	Unit	Quantities Total	Unit Cost (CFAF)	Unit Cost (US\$)	Expenditure by Financiers (US\$)		
					Total (*)	Government	GAFSP
I. Investment Costs							
A. Organisation of start-up workshop	lumpsum	1	11,660,000	20,000	20,275	-	20,275
B. Preparation of administrative and financial procedures manual	lumpsum	1	23,320,000	40,000	40,550	-	40,550
C. External audit firm	lumpsum	5	11,660,000	20,000	107,112	0	107,112
Project Management Unit (PMU)							
Vehicles	number	3	24,486,000	42,000	134,052	0	134,052
IT equipment /a	lot	12	1,166,000	2,000	25,762	0	25,762
Communication equipment/b	lot	12	874,500	1,500	19,322	0	19,322
Office furniture	lot	12	583,000	1,000	12,881	0	12,881
Establishment of computerised accounting system with Tompro /c	lumpsum	1	14,575,000	25,000	26,598	-	26,598
Subtotal					218,614	0	218,614
E Sibut branches							
Vehicles	number	1	24,486,000	42,000	44,684	-	44,684
Motorcycles	number	2	1,749,000	3,000	6,383	0	6,383
IT equipment /d	lot	4	1,166,000	2,000	8,625	0	8,625
Communication equipment /e	lot	4	874,500	1,500	6,469	0	6,469
Office furniture	lot	4	583,000	1,000	4,313	0	4,313
Subtotal					70,475	0	70,475
Bambari branches							
Vehicles	number	1	24,486,000	42,000	44,684	-	44,684
Motorcycles	number	2	1,749,000	3,000	6,383	0	6,383
IT equipment /f	lot	4	1,166,000	2,000	8,625	0	8,625
Communication equipment /g	lot	4	874,500	1,500	6,469	0	6,469
Office furniture	lot	4	583,000	1,000	4,313	0	4,313
Subtotal					70,475	0	70,475
Total Investment Costs					527,500	0	527,500

Central African Republic
 Support Project for Strengthening Resilience and Food and Nutrition Security in the Prefectures of
 Table 3.1. Coordination

Detailed Costs

(*) Including Contingencies

II. Recurrent Costs

A. Salaries for Government Coordination Unit

1. Salaries for National Coordination Unit

	Unit	Quantities Total	Unit Cost (CFAF)	Unit Cost (US\$)	Expenditure by Financiers (US\$)		
					(US\$) Total (*)	Government	GAFSP
National Coordinator	pers.months	54	728,750	1,250	72,829	72,829	-
Administrative and financial management officer (for information, post filled by PADECA)	pers.months	54	583,000	1,000	58,263	58,263	-
Component 1 manager	pers.months	48	583,000	1,000	51,467	51,467	-
Component 2 manager	pers.months	54	583,000	1,000	58,263	58,263	-
M&E officer	pers.months	54	583,000	1,000	58,263	58,263	-
Environmental expert	pers.months	54	583,000	1,000	58,263	58,263	-
Targeting, gender and inclusion expert	pers.months	54	583,000	1,000	58,263	58,263	-
Procurement officer	pers.months	36	583,000	1,000	38,062	38,062	-
Accountant	pers.months	54	524,700	900	52,437	52,437	-
Accounting assistant	pers.months	54	408,100	700	40,784	40,784	-
Secretary	pers.months	54	291,500	500	29,131	29,131	-
Management assistant	pers.months	54	291,500	500	29,131	29,131	-
Drivers	pers.months	162	262,350	450	78,655	78,655	-
Subtotal					683,810	683,810	-

2. Salaries Govt. Branches

Branch head	pers.months	108	524,000	899	104,733	104,733	-
Technical supervisor	pers.months	108	408,100	700	81,568	81,568	-
Accounting assistant	pers.months	108	408,100	700	81,568	81,568	-
Secretary	pers.months	108	364,375	625	72,829	72,829	-
Driver	pers.months	108	262,350	450	52,437	52,437	-
Subtotal					393,134	393,134	-

3. PMU performance bonuses (GAFSP)

National Coordinator	pers.months	54	1,457,400	2,500	145,647	-	145,647
Administrative and financial management officer	pers.months	54	233,200	400	23,305	-	23,305
Component 1 manager responsible for the environment	pers.months	48	1,166,000	2,000	102,935	-	102,935
Component 2 manager responsible for targeting, gender and inclusion	pers.months	54	1,166,000	2,000	116,526	-	116,526
M&E officer	pers.months	54	1,166,000	2,000	116,526	-	116,526
Environmental expert	pers.months	54	1,166,000	2,000	116,526	-	116,526
Targeting, gender and inclusion expert	pers.months	54	1,166,000	2,000	116,526	-	116,526
International procurement officer	pers.months	12	7,579,000	13,000	161,507	-	161,507
Procurement officer	pers.months	36	1,166,000	2,000	76,124	-	76,124
Comptable	pers.months	54	524,700	900	52,437	-	52,437
Accounting assistant	pers.months	54	378,950	650	37,871	0	37,871
Secretary	pers.months	54	378,950	650	37,871	0	37,871
Management assistant	pers.months	54	291,500	500	29,131	-	29,131
Drivers	pers.months	162	204,050	350	61,176	0	61,176
Subtotal					1,194,106	0	1,194,106

4. Branch performance bonuses (GAFSP)

Branch head	pers.months	108	874,500	1,500	174,788	-	174,788
Technical supervisor	pers.months	108	364,375	625	72,829	0	72,829
Accounting assistant	pers.months	108	408,100	700	81,568	0	81,568
Secretary	pers.months	108	291,500	500	58,263	-	58,263
Driver	pers.months	108	204,050	350	40,784	0	40,784
Subtotal					428,232	0	428,232

Subtotal

XXI

2,699,282 1,076,944 1,622,338

Central African Republic

Support Project for Strengthening Resilience and Food and Nutrition Security in the Prefectures

Table 3.1. Coordination

Detailed Costs

(*) Including Contingencies

B. Operation (PCU & branches)

	Unit	Quantities Total	Unit Cost (CFAF)	Unit Cost (US\$)	Expenditure by Financiers (US\$)		
					Total (*)	Government	GAFFSP
Mission expenses for PMU field support and monitoring	lumpsum	5	8,745,000	15,000	80,434	0	80,434
Mission expenses for Sibut branch field support and monitoring	lumpsum	5	2,915,000	5,000	26,811	-	26,811
Mission expenses for Bambari branch field support and monitoring	lumpsum	5	2,915,000	5,000	26,811	-	26,811
Fuel	litre	75,000	1,020	2	140,724	-	140,724
Vehicle and motorcycle maintenance	lumpsum	5	1,749,000	3,000	16,087	-	16,087
Motorcycle and vehicle insurance	lumpsum	5	1,020,250	1,750	9,384	0	9,384
Other costs	lumpsum	5	1,457,500	2,500	13,406	-	13,406
Telephone and internet	months	57	291,500	500	30,652	-	30,652
Supplies and consumables for branches	lumpsum	10	1,020,250	1,750	18,768	0	18,768
Supplies and consumables for PMU	lumpsum	5	2,915,000	5,000	26,811	-	26,811
Subtotal					389,888	0	389,888
Total Recurrent Costs					3,089,170	1,076,944	2,012,225
Total					3,616,670	1,076,944	2,539,726

\a laptop, desktop computers, printer and photocopier

\b including satellite phones, network configuration and line configuration

\c including software licence and training courses

\d laptop, desktop computers, printer and photocopier

\e including satellite phones, internal fixed telephone network, configuration of IT network

\f laptop, desktop computers, printer and photocopier

\g including satellite phones, configuration of IT network and the fixed line

Central African Republic

Support Project for Strengthening Resilience and Food and Nutrition Security in the Prefectures of Kéme

Table 3.2. Monitoring-evaluation and ESMP

Detailed Costs

(*) Including Contingencies

I. Investment Costs

A. Monitoring-evaluation

	Unit	Quantities Total	Unit Cost (CFAF)	Unit Cost (US\$)	Expenditure by Financiers (US\$)		
					Total (*)	Government	BAD
Baseline situation and Effect and Impact Survey	lumpsum	3	17,490,000	30,000	96,425	-	96,425
M&E manual	lumpsum	1	2,915,000	5,000	5,069	-	5,069
Data collection, processing, analysis and GIS consultant	months	30	1,166,000	2,000	64,267	-	64,267
Workshop for National Joint Steering Committee (CNPM) and Consultation Committee (CC)	semester	10	2,915,000	5,000	53,556	0	53,556
Mid-term review	lumpsum	1	11,660,000	20,000	21,406	0	21,406

Subtotal

240,723 0 240,723

B. Knowledge management

Specific studies, know ledge sharing studies	lumpsum	3	12,358,780	21,199	68,136	-	68,136
Capacity building for PMU manager	session	2	8,745,000	15,000	30,831	-	30,831
International exchange trips	session	5	3,498,000	6,000	32,134	-	32,134

Subtotal

131,100 - 131,100

C. Communication

Communication consultant /a	pers.months	12	1,749,000	3,000	39,172	-	39,172
Publication in new spapers	lumpsum	5	2,332,000	4,000	21,449	-	21,449
Partnership w ith local radios (airtime)	lumpsum	5	4,372,500	7,500	40,167	-	40,167

Subtotal

100,788 - 100,788

Central African Republic
 Support Project for Strengthening Resilience and Food and Nutrition Security in the Prefectures of Kémc
 Table 3.2. Monitoring-evaluation and ESMP

Detailed Costs

(*) Including Contingencies

	Unit	Quantities Total	Unit Cost (CFAF)	Unit Cost (US\$)	Expenditure by Financiers (US\$)		
					Total (*)	Government	BAD
D. Environmental and social monitoring							
1. Conduct of studies, support measures and monitoring							
Provision for preparation of ESIA, ESMP and probably abbreviated RAP	no.	3	15,000,000	25,729	79,683	0	79,683
Internal monitoring of PARSANKO by ESSS	year	5	4,000,000	6,861	36,745	-	36,745
Logistic support to DPI	lumpsum	1	5,000,000	8,576	8,814	-	8,814
Logistic support and training for DGE and other decentralised technical services	semester	1	20,000,000	34,305	35,255	-	35,255
Logistic support to Regional Environment Directorate 4	lumpsum	5	2,000,000	3,431	18,373	-	18,373
Mid-term review /audit of ESMP	lumpsum	1	30,000,000	51,458	55,076	-	55,076
Subtotal					233,946	0	233,946
2. Implementation of mitigation measures							
Landscaping and tree planting	prefecture	2	5,000,000	8,576	18,113	-	18,113
Other mitigation measures	session	1	20,000,000	34,305	37,729	-	37,729
Subtotal					55,842	-	55,842
3. Training and technical support							
Training of project team and central technical services,	lumpsum	1	10,000,000	17,153	17,389	-	17,389
Training in environmental and social assessment for officials of the administrative and technical	lumpsum	2	5,000,000	8,576	17,628	-	17,628
Training for NGOs and community associations in project environmental and social monitoring	lumpsum	2	3,000,000	5,146	10,577	-	10,577
Training of four (4) officials from the Ministry of Agriculture in project environmental and social	official	4	2,500,000	4,288	17,628	-	17,628
Purchase of a soil quality kit	lumpsum	1	1,000,000	1,715	1,873	-	1,873
Acquisition of a weather station	lumpsum	1	2,500,000	4,288	4,683	-	4,683
Subtotal					69,777	-	69,777
4. Social support for project							
Provision for NGO fees for social and environmental engineering	year	5	65,000,000	111,492	597,108	-	597,108
5. Implementation of abbreviated RAP							
Provision for costs for abbreviated RAP including compensation	lumpsum	1	100,000,000	171,527	182,631	182,631	-
Subtotal					1,139,303	182,631	956,673
Total Investment Costs					1,611,915	182,631	1,429,284
II. Recurrent Costs							
A. Monitoring-evaluation							
Periodic field monitoring missions	lumpsum	5	2,915,000	5,000	26,811	-	26,811
Support for donor supervision missions	lumpsum	5	2,915,000	5,000	26,811	-	26,811
Completion mission	lumpsum	1	11,660,000	20,000	22,651	-	22,651
Total Recurrent Costs					76,274	-	76,274
Total					1,688,189	182,631	1,505,558

^a Strategy and implementation

^b everything focused on issues of toxic products used in agriculture in particular pesticides, climate change impacts and water management

Central African Republic
Resilience, Food and Nutrition Security Support Project in the Prefectures of Kémo and Ouaka (PARSANKO)

Components by Financiers
(USD)

	The Government		AfDB		GAFSP		Beneficiaries		Total		For. Exch.
	Amount	%	Amount	%	Amount	%	Amount	%	Amount	%	
A. Support for Agro-pastoral Production											
1. Improvement of access to agricultural extension services	0	-	411 874	6,4	5 164 055	80,7	825 287	12,9	6 401 216	21,7	1 263 583
2. Development of production infrastructure	0	-	6 444 559	92,0	-	-	559 826	8,0	7 004 385	23,7	1 722 102
3. Development of agro-pastoral products	0	-	665 346	54,1	563 977	45,9	-	-	1 229 323	4,2	301 833
4. FAO technical assistance	0	-	-	-	1 484 379	100,0	-	-	1 484 379	5,0	351 775
Subtotal	0	-	7 521 779	46,7	7 212 411	44,7	1 385 113	8,6	16 119 303	54,6	3 639 292
B. Support for Community Initiatives											
1. Scaling up of resilience funds	0	-	-	-	886 134	100,0	-	-	886 134	3,0	217 710
2. Promotion of nutrition and access to water and health	0	-	-	-	4 760 128	100,0	-	-	4 760 128	16,1	1 171 571
3. Support for the development of rural entrepreneurship and impr	0	-	2 012 663	82,7	-	-	422 174	17,3	2 434 837	8,3	587 620
Subtotal	0	-	2 012 663	24,9	5 646 263	69,9	422 174	5,2	8 081 100	27,4	1 976 900
C. Project Management											
1. Coordination	1 076 944	29,8	-	-	2 539 726	70,2	-	-	3 616 670	12,3	736 236
2. Monitoring and evaluation and ESMP	182 631	10,8	1 505 558	89,2	-	-	-	-	1 688 189	5,7	409 945
Subtotal	1 259 575	23,7	1 505 558	28,4	2 539 726	47,9	-	-	5 304 859	18,0	1 146 181
Total PROJECT COSTS	1 259 575	4,3	11 040 000	37,4	15 398 399	52,2	1 807 287	6,1	29 505 261	100,0	6 762 373

Central African Republic
Resilience, Food and Nutrition Security Support Project in the Prefectures of Kémo and Ouaka (PARSANKO)
Expenditure Accounts by Financiers
(USD)

	Government		AfDB		GAFSP		Beneficiaries		Total		For. Exch.
	Amount	%	Amount	%	Amount	%	Amount	%	Amount	%	
I. Investment Costs											
A. RURAL ENGINEERING/WORKS	0	-	6 612 980	57,6	4 096 038	35,7	769 890	6,7	11 478 908	38,9	2 825 149
B. EQUIPMENT, MATERIALS AND VEHICLES											
1. EQUIPMENT AND MATERIALS	0	-	1 509 859	24,0	3 751 539	59,6	1 037 397	16,5	6 298 795	21,3	1 304 945
2. VEHICLES	0	-	71 689	7,6	876 694	92,4	-	-	948 383	3,2	236 009
Subtotal	0	-	1 581 547	21,8	4 628 233	63,9	1 037 397	14,3	7 247 177	24,6	1 540 954
C. OVERALL SERVICES											
1. TRAINING, WORKSHOPS AND SEMINARS	0	-	459 242	33,7	904 151	66,3	-	-	1 363 394	4,6	335 286
2. CONSULTANCY SERVICES	182 631	4,2	1 998 677	46,1	2 154 779	49,7	-	-	4 336 087	14,7	1 066 034
3. SERVICES	0	-	21 449	28,5	53 745	71,5	-	-	75 194	0,3	14 765
Subtotal	182 631	3,2	2 479 368	42,9	3 112 676	53,9	-	-	5 774 675	19,6	1 416 084
Total Investment Costs	182 631	0,7	10 673 895	43,6	11 836 947	48,3	1 807 287	7,4	24 500 760	83,0	5 782 187
II. Recurrent Costs											
A. OPERATING COST	1 076 944	21,5	366 105	7,3	3 561 452	71,2	-	-	5 004 501	17,0	980 186
Total Recurrent Costs	1 076 944	21,5	366 105	7,3	3 561 452	71,2	-	-	5 004 501	17,0	980 186
Total PROJECT COSTS	1 259 575	4,3	11 040 000	37,4	15 398 399	52,2	1 807 287	6,1	29 505 261	100,0	6 762 373

Central African Republic
Resilience, Food and Nutrition Security Support Project in the Prefectures of Kémo and Ouaka (PARSANKO)
Components Project Cost Summary

	CFAF			(USD)			% Foreign Exchange
	Local	Foreign	Total	Local	Foreign	Total	
A. Support for Agro-pastoral Production							
1. Improvement of access to agricultural extension services	2 725 851 165	681 514 422	3 407 365 586	4 675 559	1 168 978	5 844 538	20
2. Development of production infrastructure	2 739 150 750	913 050 250	3 652 201 000	4 698 372	1 566 124	6 264 496	25
3. Development of agro-pastoral products	478 812 525	159 604 175	638 416 700	821 291	273 764	1 095 054	25
4. FAO Technical Assistance	620 105 985	196 291 965	816 397 950	1 063 647	336 693	1 400 340	24
Subtotal	6 563 920 425	1 950 460 812	8 514 381 236	11 258 869	3 345 559	14 604 428	23
B. Support for Community Initiatives							
1. Scaling up of resilience funds	361 238 138	120 412 713	481 650 850	619 619	206 540	826 159	25
2. Promotion of nutrition and access to water and health	1 876 021 125	625 340 375	2 501 361 500	3 217 875	1 072 625	4 290 500	25
3. Support for the devt of rural entrepreneurship and improvement c	998 153 610	322 060 629	1 320 214 239	1 712 099	552 420	2 264 518	24
Subtotal	3 235 412 872	1 067 813 717	4 303 226 589	5 549 593	1 831 584	7 381 178	25
C. Project Management							
1. Coordination	1 558 040 170	407 619 480	1 965 659 650	2 672 453	699 176	3 371 629	21
2. Monitoring and Evaluation and ESMP	694 912 380	228 139 460	923 051 840	1 191 959	391 320	1 583 279	25
Subtotal	2 252 952 550	635 758 940	2 888 711 490	3 864 413	1 090 496	4 954 908	22
Total BASELINE COSTS	12 052 285 847	3 654 033 468	15 706 319 315	20 672 875	6 267 639	26 940 513	23
Physical Contingencies	348 320 183	116 106 728	464 426 911	597 462	199 154	796 616	25
Price Contingencies	858 497 750	172 323 476	1 030 821 226	1 472 552	295 581	1 768 132	17
Total PROJECT COSTS	13 259 103 780	3 942 463 672	17 201 567 452	22 742 888	6 762 373	29 505 261	23

AFRICAN DEVELOPMENT FUND

BOARD OF DIRECTORS

Resolution N° F/CF/2021/01

Adopted by the Board of Directors on a lapse-of-time basis, on 25 January 2021

**Grant to the Central African Republic to finance part of the costs of the Resilience,
Food and Nutrition Security Support Project in Kémo and Ouaka Prefectures
(PARSANKO)**

THE BOARD OF DIRECTORS,

HAVING REGARD to: (i) Articles 1, 2, 11, 12, 14, 15, 16, 26 and 30 of the Agreement Establishing the African Development Fund (the “Fund” or “ADF”); (ii) the Report on the Fifteenth General Replenishment of the Resources of the Fund (“ADF-15”); (iii) the applicable ADF-15 Country Resource Allocation; and (iv) the appraisal report contained in Document ADB/BD/WP/2020/305/Approval-ADF/BD/WP/2020/229/Approval (the “Appraisal Report”);

NOTING the availability of sufficient resources to enable the Fund to commit the amount of the Grant;

DECIDES as follows:

1. To award to the Central African Republic (the “Recipient”), from the resources of the Fund, a grant of an amount not exceeding the equivalent of Eight Million Units of Account (UA 8,000,000) (the “Grant”) to finance part of the costs of the Resilience, Food and Nutrition Security Support Project in Kémo and Ouaka Prefectures (PARSANKO);
2. To authorize the President to conclude a protocol of agreement between the Fund and the Recipient (the “Protocol of Agreement”) on the terms and conditions specified in the General Conditions Applicable to Protocols of Agreement for Grants of the African Development Fund and the Appraisal Report;
3. The President may cancel the Grant if the Protocol of Agreement is not signed within ninety (90) days from the date of approval of the Grant by this Board; and

This Resolution shall become effective on the date above-mentioned.

AFRICAN DEVELOPMENT BANK

BOARD OF DIRECTORS

Resolution N° B/CF/2021/01

Adopted by the Board of Directors on a lapse-of-time basis, on 25 January 2021

Grant to the Central African Republic from the resources of the Global Agriculture and Food Security Program (GAFSP) Trust Fund to finance part of the costs of the Resilience, Food and Nutrition Security Support Project in Kémo and Ouaka Prefectures (PARSANKO)

THE BOARD OF DIRECTORS,

HAVING REGARD TO: (i) Articles 1, 2, 10, 12, 13, 17, 32 and 37 of the Agreement Establishing the African Development Bank (the "Bank"); (ii) the Transfer Agreement under the Global Agriculture and Food Security Program (GAFSP) Trust Fund between the Bank and the International Bank for Reconstruction and Development as Trustee of the GAFSP Trust Fund effective 26 October 2010 (the "Transfer Agreement"); and (iii) the Appraisal Report contained in document ADB/BD/WP/2020/305/Approval - ADF/BD/WP/2020/229/Approval (the "Appraisal Report");

RECALLING THAT:

- (i) GAFSP was established to provide funding for projects supporting national and regional strategies targeting agriculture and food security in developing countries; and
- (ii) Pursuant to the Transfer Agreement, the Bank has been designated as one of the Supervising Entities of the GAFSP Trust Fund;

NOTING:

- (i) That the GAFSP Steering Committee approved a grant to the Central African Republic in an amount of Fifteen Million Four Hundred Thousand United States Dollars (USD 15,400,000) which shall be utilized to finance part of the costs of the Resilience, Food and Nutrition Security Support Project in Kémo and Ouaka Prefectures (PARSANKO) (the "Project") to be implemented by the Bank and the Food and Agriculture Organization of the United Nations (FAO), as Supervising Entities of GAFSP; and
- (ii) The Letter of commitment issued by the International Bank for Reconstruction and Development as Trustee of the GAFSP for an amount of Thirteen Million Nine Hundred Thousand United States Dollars (USD 13,900,000) in favor of the Bank for the implementation of the Project;

DECIDES as follows:

1. To approve the implementation of the Project by the Bank;
2. To authorize the President to conclude a grant agreement between the Bank, as Supervising Entity for the GAFSP Trust Fund and the Central African Republic (the "Grant Agreement"), on the terms and conditions specified in the Standard Conditions Applicable to Grants made by the African Development Bank and the African Development Fund from the Resources of Various Funds, the Transfer Agreement and the Appraisal Report;

3. The President may cancel the implementation of the Project if the Grant Agreement is not signed within ninety (90) days from the date of approval of this Resolution by this Board; and
4. This Resolution shall become effective on the date above-mentioned.